

CIVILS

LANDSCAPING

AQUA

SPORT

SURFACE WATER DRAINAGE



HYGRADE
WATER

HYGRADE WATER AUSTRALIA

Hygrade Water Australia is part of the Hynds Group of companies, a privately owned and operated NZ company. Hygrade Water was established in Australia in January 2007 and is focused on building a portfolio of products based around the Civil and Commercial plumbing markets. Hygrade Water has become a national importer and distributor and hold exclusive agency of the leading international brand Hauraton. Through the partnership of Hygrade Water and Hauraton we are able to provide solutions to suit a diverse range of applications, backed up by strong technical support and reliable service.

WELCOME TO HAURATON

The new Mercedes-Benz museum in Stuttgart, the reconstructed Frauenkirche in Dresden and the Emirates stadium, home of the famous English football club Arsenal in London - these are all projects where innovative drainage solutions from HAURATON make sure that stormwater is drained away reliably and buildings are protected against decay. We are a family owned company which for the last 50 years have been successfully developing, producing and selling innovative drainage solutions all over the world. HAURATON offers individual solutions to all its customers - ranging from high-performance channels at airports, motorways and container stations to drainage systems for walk-on flat roofs and terraces. This individual approach is our strength as a family-owned and run company with a short line of decision and focussed on this sector of the market.





RECYFIX® PLUS

16



RECYFIX® STANDARD

36



SLOTTED CHANNELS

54



RECYFIX® SUPER KS
RECYFIX® SUPER

68



RECYFIX® HICAP®

86

HAURATON HISTORY

THE HISTORY OF HAURATON IS A HISTORY OF INNOVATION. TO THIS DAY, HAURATON LEADS THE WAY IN AN INCREASINGLY COMPETITIVE MARKET.



Karl Hauger,
founder of the company



RASTATT, 1956

A drainage channel as the first step to a Global Player

In the first days of HAURATON, then still under the name of Hauger und Jägel, the company mainly produces agricultural channels. Where once open channels and ducts were laid there are now precast units for easy installation for the first time. The channels are the first drainage channels from HAURATON. This product is developed step by step into today's comprehensive range.

1965 - THE RANGE GROWS WITH THE TURNOVER

New products in the range

More products are quickly introduced into HAURATON's range alongside channels. The new concrete coping stones represent low-cost and effective weather protection for garden walls and retaining walls. They replace the expensive hand-made stone slabs, which were normally used until then. Today the company offers concrete coping stones in various widths.

1974 - INNOVATIONS SECURE THE MARKET POSITION

Product innovations start the Export

In the 70's HAURATON makes a name for itself with a range of innovative products, which it also begins to export to the most important countries in Western Europe. Innovation is a constant feature - for example, full metal edge protection ensures that drainage channels become significantly more stable and durable. This is also the time when FASERFIX was born - a fibre-reinforced concrete which, for the first time, makes it possible to produce channels with slender side walls that have high lateral strength and at the same time reduce product weight. FASERFIX channels were developed for various areas of application. The highly durable FASERFIX SUPER range is one of the company's top performers today.



1980 - DRAINAGE FOR SPECIAL APPLICATIONS

Revolutionary drainage for roofs

HAURATON offers new opportunities in the design of flat roofs and terraces with the introduction of the brand DACHFIX. The development of the product line is so revolutionary that the building regulation „Guidelines for Flat Roofs“ is modified. The HAURATON Sports range is also created in the 80's. The range offers special channels for reliable drainage solutions for sports grounds and is approved for international sports arenas.

1990 - NEW CHANCES IN EUROPE

RECYFIX starts in Europa

HAURATON begins to set up a marketing network in the new German states at the beginning of the 90's and to export to many central and eastern European countries. An important pillar in this strategy is the new brand RECYFIX. These products are manufactured from 100 % recycled PE-PP, they are easy to transport and install and are extremely strong and durable. With the products of the RECYFIX range HAURATON is the leading European supplier of drainage channels made from PE-PP.

2003 - NEW PRODUCTS CONQUER NEW MARKETS

Seepage - the topic of the millenium

Overloaded sewerage networks and more and more frequent flood disasters are forcing local authorities to adopt new approaches regarding stormwater management. For this reason, HAURATON has been investing increasingly in the area of infiltration technology since the beginning of the new millennium. The DRAINFIX BLOC modules for infiltration structures have a large storage capacity and low space requirement. The surfaces above the infiltration structures remain usable, even for load classes ranging from passenger cars to HGV.

2006 - 50 YEARS HAURATON

Future creates the world

50 years of HAURATON - we are looking forward to the next 50 years. With our new brand concept and an internationally orientated product range we are meeting the requirements of an ever more global market. Healthy growth will continue to be more important to us than quick profits. We are therefore keeping our production in Germany as in the past. To support our growth, we are developing a new production site just five kilometers away from Rastatt at Ötigheim.

INNOVATIVE AND ECOLOGICAL

HAURATON SETS NEW STANDARDS WITH A NEW PRODUCTION METHOD



THE NEW FACTORY IN ÖTIGHEIM

In the design of the new facility in Ötigheim near Rastatt, HAURATON has systematically applied ecological standards. This factory and logistics centre, which was built in 2006, meets the highest demands and sets standards. The new building provides a total area of 90,000 sqm for workplaces, warehousing and production. 15 million Euro have been invested in order to incorporate the latest ecological standards in the building and grounds.

COMBINED HEAT AND POWER STATION

When power is generated in a power station there is a heat output of up to 60%. In external power stations this heat escapes unused. The ideal solution for harnessing this energy was found in the combined heat and power station at the new HAURATON facility. All of the waste heat generated in this modern plant is utilised for space and hot water heating. The power generated is fed into the public network. The combined heat and power station achieves a very high degree of efficiency: over 90 % of the primary energy input is utilised for power and heating. In this way the plant saves up to 40% of primary energy. This in turn means less energy used and less production of fine dust and less contribution to climate change. In total the annual saving in CO₂ output is 120 tonnes.





LIGHTING ADJUSTED TO DAYLIGHT LEVELS

HAURATON has applied ecological principles to the works lighting too: the lighting levels are automatically adjusted to the prevailing daylight levels to provide the right amount of light inside and outside. The combination of daylight and artificial lighting creates optimum working conditions. This system allows substantial savings of power and energy expenses and thereby makes an important contribution to protect the environment.



OPTIMUM TRANSPORT EFFICIENCY

The order picking and loading processes in the new facility have also been optimised. As a result, loading times have been reduced and the service for customers improved. This makes another important contribution to environmental protection as this rationalisation saves more than 20 tonnes of CO₂ output per year. The rationalisation of these processes also means that HAURATON makes an important contribution to reducing noise pollution and traffic volumes in the immediate vicinity of Ötigheim.

MAKING CONCRETE WITH RAINWATER

Another ecological principle has been applied by systematically using rainwater for the production of concrete. In addition, tests have shown that the quality of concrete made with soft rainwater is better.




HAURATON INTERNATIONAL

OUR BRANCHES IN EUROPE

HAURATON IS REPRESENTED WORLDWIDE FROM EXCLUSIVE PARTNERS






RUSSIA
MOSCOW
2003


LITHUANIA
VILNIUS
2007


POLAND
POZNAN
1993



CZECH REPUBLIC
PRAGUE
1993



UKRAINE
KIYEV
2006


AUSTRIA
VIENNA
1984


SLOVAKIA
BRATISLAVA
1993


HUNGARY
BUDAPEST
1992


SLOVENIA
LJUBLJANA
1994


CROATIA
ZAGREB
2006


ROMANIA
BUCHAREST
2002


SERBIA
BELGRADE
2007


BULGARIA
SOFIYA
2003

MAIN STATION, BERLIN
DRAINED WITH FASERFIX SUPER CHANNELS



"MESSE, WIEN" (EXHIBITION IN VIENNA)
DRAINED WITH RECYFIX CHANNELS



CIVILS

HIGHLY STABLE FASERFIX SUPER DRAINAGE CHANNELS MADE OF FIBRE REINFORCED CONCRETE.



Road construction and industrial applications make tough demands on drainage channels. With FASER-

FIX, HAURATON offers a product family that meets all requirements. Fibre-reinforced concrete is the basis for extremely strong products whilst allowing slender side walls and reduced weight.

FASERFIX SUPER channels are the preferred choice for areas with heavy-duty performance characteristics: for example airports, in industry or on highly-trafficked areas such as trunk roads and motorways. But RECYFIX SUPER channels with their great choice of gratings are also used in pedestrian zones, on market squares and other public areas. Channels are available in nominal widths of 100 to 500 mm and in all load classes in accordance with EN 1433.

LANDSCAPING

VERSATILE DRAINAGE RANGE FOR ALL REQUIREMENTS OF GARDENING AND LANDSCAPING



Garden and landscape design requires many different duties from drainage systems. With its original RECYFIX

channels HAURATON provides the perfect answer. RECYFIX is a material made from 100% recycled PE-PP. The material is very lightweight and easy to install - cutting units to size on site is not a problem. For draining flat roofs and roof terraces DACHFIX channels are the right solution. A range of materials and sizes offer reliable protection to buildings.

HAURATON's LANDSCAPING range of products is in demand in many projects with a strong design appeal, including drainage from terraces and façades, in residential drives and gardens or in yards, garages and open places. The programme is rounded off by further products such as infiltration grids for turf and edgings for borders of pathways and flowerbeds.

ZKM, KARLSRUHE
DECENTRALISED INFILTRATION WITH DRAINFIX BLOC



ESTADIO DA LUZ, LISBON
DRAINED WITH SPORTFIX CHANNELS



AQUA

INTELLIGENT SOLUTIONS FOR
WATER TREATMENT AND SEEPAGE



Owing to the continuing progress of sealing the ground surface with residential and commercial deve-

lopments, natural infiltration of stormwater is becoming more and more restricted. The infiltration systems by HAURATON provide an intelligent solution. Infiltration structures underground provide intermediate storage for precipitation water where it occurs and then release it gradually into the natural cycle. These storage and infiltration structures are suitable for areas such as under roads, in commercial and residential areas and also for private dwelling houses under drives for passenger cars.

SPORT

THE COMPREHENSIVE RANGE
FOR ALL SPORTS FACILITIES



For stadiums and sports facilities HAURATON offers a dedicated product range specially designed

for the requirements of these applications. The recycled PE-PP channels have been designed to prevent athletes from injuring themselves. It goes without saying that our products comply with all international standards.

HAURATON products from the SPORT range are well suited for sports facilities with elastic layer running tracks and natural or artificial turf. Other popular applications include hockey fields, jump pits, water ditches, small playing fields, tennis courts, playgrounds or swimming pools, for which the product range provides ideal solutions.

PERFECT SUPPORT FOR YOUR DESIGNS

A SUPERIOR DRAINAGE SYSTEM STARTS AT THE DESIGN PHASE. WE PROVIDE COMPETENT SUPPORT, INCLUDING CALCULATIONS FOR THE HYDRAULIC SPECIFICATION, LAY OUT PLANS FOR DRAINAGE CHANNELS OR CUSTOM-DESIGNED SOLUTIONS.

USE OUR EXPERTISE TO YOUR BEST ADVANTAGE

Our internal and external sales staff are truly experts in the design of drainage systems. Their extensive technical and product knowledge is your guarantee for expert consultations - and hence the best possible solution for all requirements. We will support your individual building project from project-related tender documents through to production and in-time delivery on site - even where the brief calls for unusual duties and design.

NON-STANDARD PARTS - CUSTOM-DESIGNED TO YOUR REQUIREMENTS

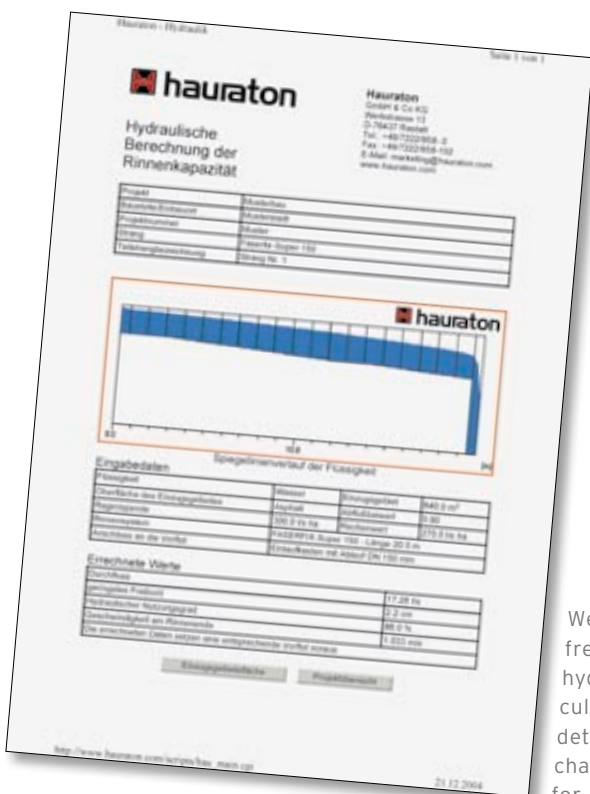
Not all drainage situations can be resolved with the standard production range of products. For this reason we produce non-standard parts in accordance with customers' specifications. In that way a perfect solution can be found for all situations.

RELIABLE DESIGN DATA BASED ON HYDRAULIC CALCULATIONS

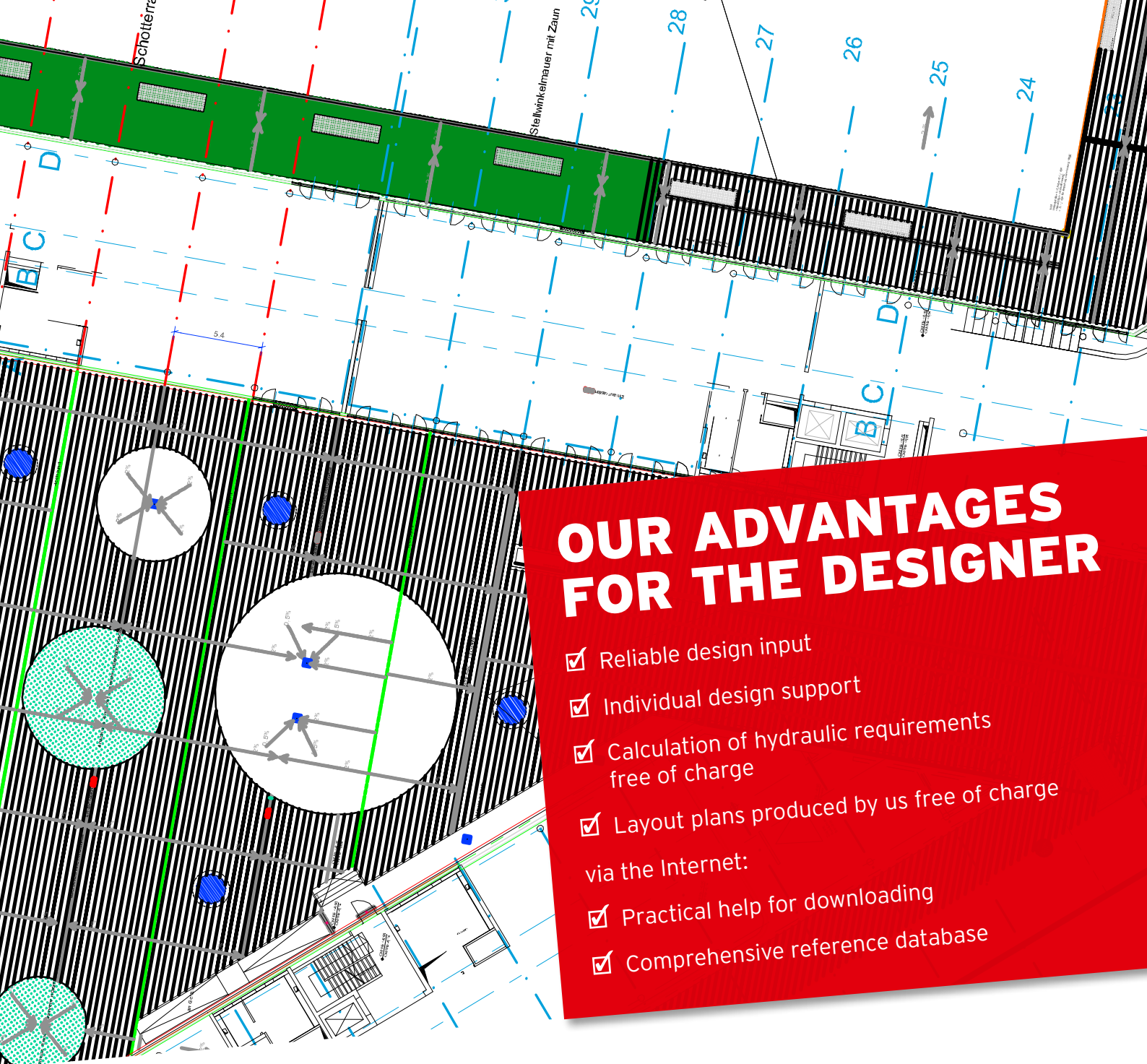
All projects have their own specific requirements which need to be matched by individual drainage systems. In order to be able to assess your project professionally regarding type and scope, we will calculate the hydraulic requirements for you free of charge. The staff at our CAD department just need a few data such as the size of the area to be drained, surface covering, intensity of rainfall, type of channels, etc. - just talk to one of our internal or field sales staff!

DETAILED INSTALLATION PLANS WITH COMPLETE PARTS LIST

In addition, we will produce a detailed installation plan for your project. The CAD-produced drawings show the exact location of drainage channels, including the positions of end caps, TRASH BOXes and other fittings. They will also include a complete parts list including the quantity and designation of the required products. These installation plans are provided by us also free of charge.



We will produce free-of-charge hydraulic calculations to determine the channel capacity for.



OUR ADVANTAGES FOR THE DESIGNER

- ✓ Reliable design input
- ✓ Individual design support
- ✓ Calculation of hydraulic requirements free of charge
- ✓ Layout plans produced by us free of charge via the Internet:
- ✓ Practical help for downloading
- ✓ Comprehensive reference database

HAURATON IN THE INTERNET

Visit www.hauraton.com where you can find all required information: product information with picture documentation, always up to date, tender proposals for downloading, a comprehensive reference database with numerous projects throughout Europe and a tool for you to compile and print out or save your individual catalogue. There is a fast and competent online service to respond to your enquiries at any time.



RELIABLE PRODUCTS FOR YOUR DESIGNS

ALL HAURATON PROCESSES AND PRODUCTS ARE STRICTLY MONITORED. THAT IS HAURATON'S GUARANTEE TO ITS CUSTOMERS TO ENSURE A HIGHLY RELIABLE PRODUCT.

DIN EN 1433 / CE-MARK HAURATON CHANNELS COMPLY WITH DIN EN 1433

- U-profiles for highly efficient drainage with self-cleaning effect
- long-life seals easy to apply
- tongue and groove connection for precise installation
- maximum resistance to the effects of salt and weather, including frost
- different depths for long drainage runs with varying degrees of fall
- built-in fall of 0.6 % for improved hydraulics and fast drainage speed
- large back-pressure volume through construction depths of up to 280 mm
- large selection of gratings for all types of applications and visual requirements

HAURATON one of the largest ranges of DIN-compliant drainage channels.

QUALITY CERTIFICATION IN ACCORDANCE WITH DIN EN ISO 9001:2000

As one of the first companies in the building industry, HAURATON achieved quality certification in accordance with DIN EN ISO 9001 back in 1993. Since then, quality standards have been driven up continuously, including regular certification.

The quality requirements of DIN EN ISO 9001:2000 cover not only the products but the whole company, including development, design, production, assembly and customer service. HAURATON's quality management in accordance with DIN EN ISO 9001:2000 provides the highest degree of reliability and safety to our customers.



RECYFIX® CHANNELS



AT A GLANCE

- ✓ Easy to handle due to low weight
- ✓ 100% recyclable
- ✓ Made of pure recycled PE-PP
- ✓ Highly chemical-resistant
- ✓ Leakproof and UV-stabilised

STANDARDS, APPROVALS AND WARRANTY

HAURATON channels are not only certified in accordance with DIN EN 1433 but also with the considerably more stringent German DIN V 19580. CE-mark, external monitoring and conformity statement are guarantees for the designer that ensure the highest technical standard. The channels are frost and salt resistant and completely watertight, this combined with their robust construction ensures that they will provide many years of service. HAURATON was one of the first manufacturers in the building industry to voluntarily offer a guarantee period of 5 years.



hauraton
IT'S RUNNING WELL

AS 3996 table of load classification

Load Class	Load Class	Load Class	Load Class	Load Class	Load Class	Load Class
A	B	C	D	E	F	G
10kN Extra light duty	80kN Light duty	150kN Medium duty	210kN Heavy duty	400kN Extra heavy duty	600kN Extra heavy duty	900kN Extra heavy duty
TYPICAL USES						
Footways and areas accessible only to pedestrians & pedal cyclists	Footways that can be mounted by vehicle or livestock, and light tractor paths	Malls and pedestrian areas open to slow moving commercial vehicles	Carriageways of roads and areas open to commercial vehicles	General docks and aircraft pavements	Docks and aircraft pavements subject to high wheel loads	Docks and aircraft pavements subject to very high wheel loads
APPROXIMATE WHEEL LOAD						
330kg	2,670kg	5,000kg	8,000kg	13,700kg	20,000kg	30,000kg

DIN 19580 / EN 1433 EQUIVALENT

CLASS A	CLASS B	CLASS C	CLASS D	CLASS E	CLASS F
15kN	125kN	250kN	400kN	600kN	900kN

* Information is based on final draft of AS 3996 : 2006 open for public comment

RECYFIX PE-PP is the basis for many rugged and durable products for many areas of application.

RECYFIX® PLUS

STABLE DRAINAGE.

WITH EDGE PROTECTION AND ATTRACTIVE DESIGN.



AT A GLANCE

- ✓ For commercial precincts up to load class D 400 in accordance with DIN EN 1433
- ✓ Additional strength through galvanized / stainless steel frame
- ✓ Attractive appearance through visible metal edge



RECYFIX® PLUS

STABLE DRAINAGE.

WITH EDGE PROTECTION AND ATTRACTIVE DESIGN.

THE ECOLOGICAL INNOVATION

RECYFIX PLUS channels consist of 100 % pure recycled polyolefine plastics. They can be integrated into the ecological material cycle and are 100 % recyclable. Green light for the environment! Because of their low weight, RECYFIX PLUS channels are easy to transport and install. At the same time, the system complies with the highest requirements regarding functionality and strength. RECYFIX PLUS channels have been developed for traffic areas exposed to high loads. An additional protection is provided by galvanised steel angle housings covering the top edges. The RECYFIX PLUS channel system is a complete system with all necessary accessories.

HIGH-TECH DEVELOPMENT

RECYFIX PLUS channels have been developed in cooperation with a well-known research institute for plastic recycling. With the help of computer simulation it was possible to create a highly rigid construction with torsion-free ribs, which weighs significantly less than conventional channels made of mineral-based materials but has good performance characteristics and durability.

RECYCLED PE-PP MATERIAL

RECYFIX PLUS channels consist of 100 % pure recycled polyolefine plastics. The material is characterised by its high chemical resistance, resistance to frost and salt, it is UV-stabilised, environmentally neutral and leakproof.

DIN EN 1433

All RECYFIX PLUS channels up to loading capacity C 250 meet the requirements of the European standard DIN EN 1433. The products carry the CE-mark.



Installation in polygonal patterns



Parking area

A COMPREHENSIVE SYSTEM

RECYFIX PLUS channels are available in different heights and nominal widths. Canal connections are possible at the bottom, on the sides or ends. A choice of channel gratings is available to suit different surface finishes and load applications. The system is rounded off with end caps, foul air locks for vertical outlet and trash boxes with plastic mud bucket - optionally with internal foul air trap.







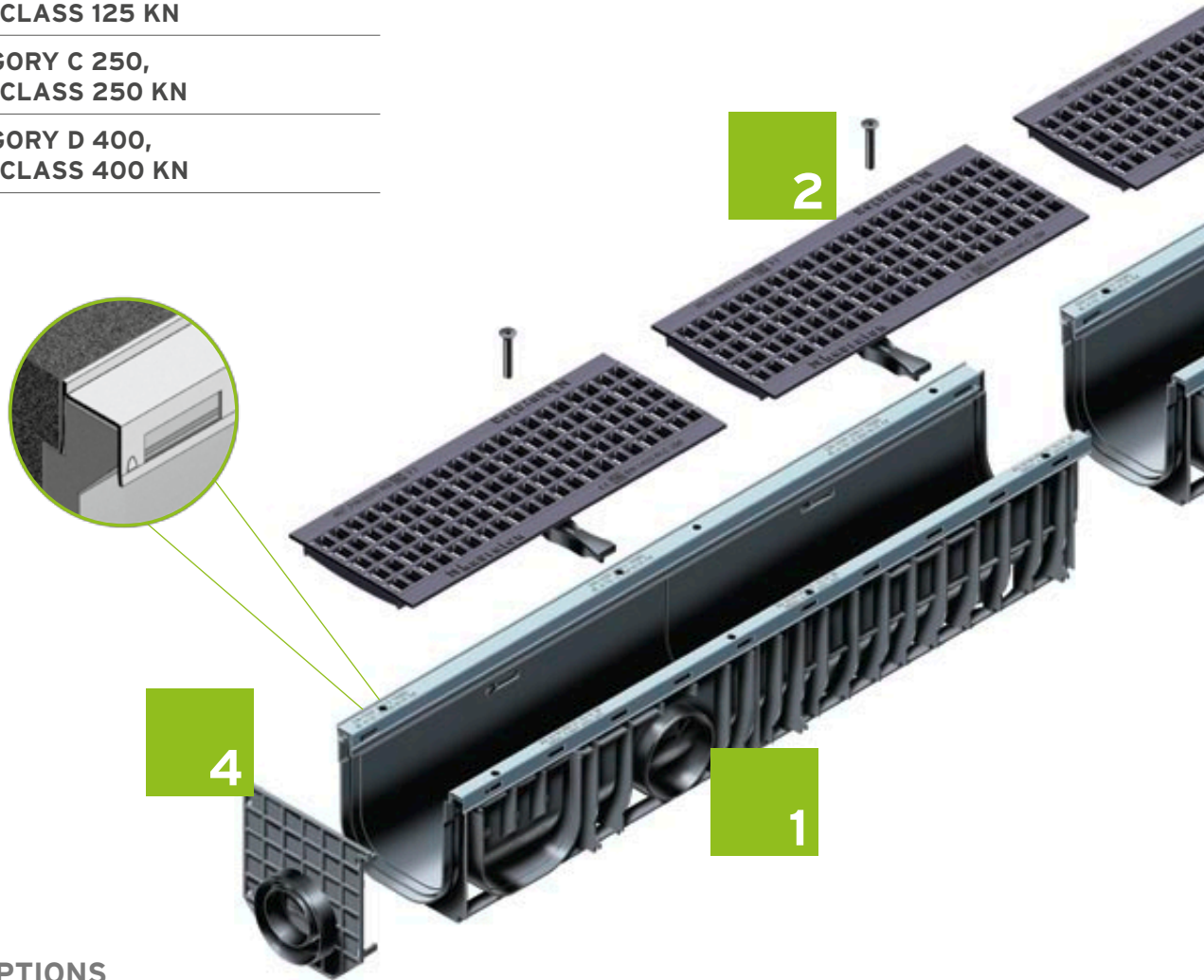
RECYFIX® PLUS

STABLE DRAINAGE.





WITH EDGE PROTECTION AND ATTRACTIVE DESIGN.

RECYFIX® PLUS channels meet the requirements of DIN EN 1433 and are suitable for the following loading capacities:

- 
CATEGORY A 15,
LOAD CLASS 15 KN
- 
CATEGORY B 125,
LOAD CLASS 125 KN
- 
CATEGORY C 250,
LOAD CLASS 250 KN
- 
CATEGORY D 400,
LOAD CLASS 400 KN



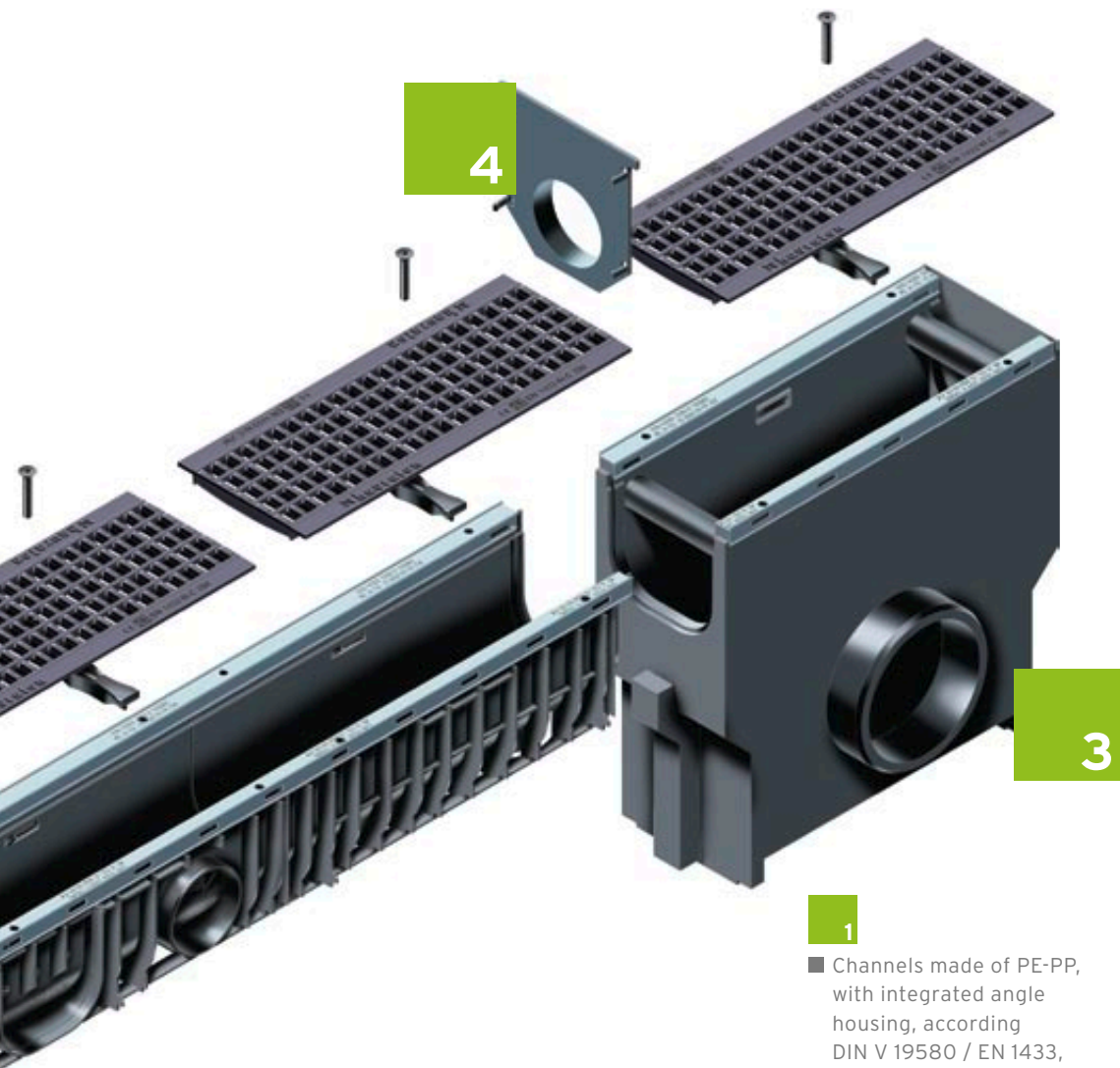
GRATING OPTIONS FOR RECYFIX PLUS CHANNELS

	GUGI-Ductile iron mesh gratings*	Ductile iron gratings*	Slotted gratings*	Steel gratings*
				

Loading capacities as per DIN EN 1433 suitable for passenger car traffic

	GUGI-Ductile iron mesh gratings*	Ductile iron gratings*	Slotted gratings*	Steel gratings*
B 125			100	100
C 250	100, 150, 200	100, 200, 300		100, 150, 200
D 400	100, 150, 200			

* nominal width



1

■ Channels made of PE-PP, with integrated angle housing, according DIN V 19580 / EN 1433, CE-conform, with tongue and groove connection for exact installation

2

■ numerous grating options, for exemple GUGI-Ductile iron mesh gratings

3

■ Trash box with pipe-connection possibilities

4

■ End caps with and without outlets

SAFETY IN PEDESTRIAN ZONES



RECYFIX PLUS channels with their great choice of gratings are also used in pedestrian zones, on market squares and other public areas. To provide greater safety for pedestrians, gratings with narrow mesh sizes have been developed.



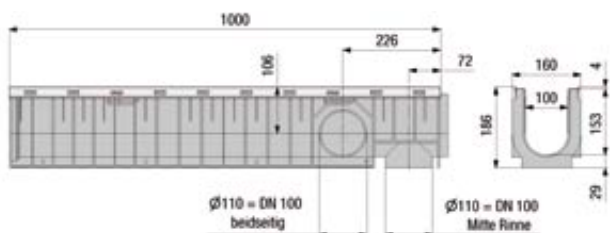

RECYFIX® PLUS 100

RECYFIX® PLUS 100 - Combi article, class B 125

Type 60 with wedge wire grating, stainless steel



Type 010 with wedge wire grating, stainless steel





	Length mm	Width mm	Height mm	Drainage cross- sect. cm ²	Intake cross- sect. cm ² /m	Weight kg	Article No. galvanised	Article No. stainless steel
Type 60 with wedge wire grating, stainless steel*	1000	147	60	25	161	3,9	-	H2100060SS
Type 80 with wedge wire grating, stainless steel*	1000	147	80	45	161	4,1	-	H2100080SS
Type 01 with wedge wire grating, stainless steel*	1000	160	135	92	161	5,5	-	H210001SS
Type 010 with wedge wire grating, stainless steel*	1000	160	185	142	161	6,4	-	H2100010SS

* Available also in nominal sizes 150, 200 and 300

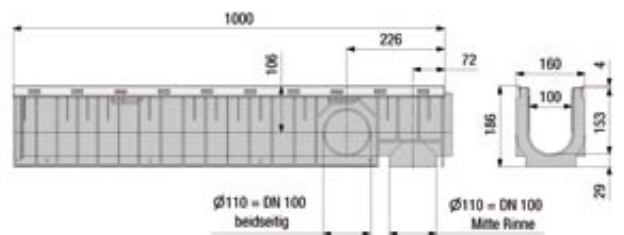


RECYFIX® PLUS 100

RECYFIX® PLUS 100 - Combi article, class D 400

Type 60 with GUGI-Ductile
iron mesh grating
MW 20/30, black, locked*



Type 010 with GUGI-Ductile
iron mesh grating
MW 20/30, black, locked



	Length mm	Width mm	Height mm	Drainage cross- sect. cm ²	Intake cross- sect. cm ² /m	Weight kg	Article No.
Type 60 with GUGI-ductile iron mesh grating, black	1000	147	60	25	444	7,4	40369
Type 80 with GUGI-ductile iron mesh grating, black	1000	147	80	45	444	7,5	40374
Type 01 with GUGI-ductile iron mesh grating, black	1000	160	135	92	444	8,6	40370
Type 010 with GUGI-ductile iron mesh grating, black	1000	160	185	142	444	9,5	40390
Type 60 with ductile iron grating heelsafe 6 mm, black	1000	147	60	25	290	9,8	40373
Type 80 with ductile iron grating heelsafe 6 mm, black	1000	147	80	45	290	9,9	40378
Type 01 with ductile iron grating heelsafe 6 mm, black	1000	160	135	92	290	11,1	40371
Type 010 with ductile iron grating heelsafe 6 mm, black	1000	160	185	142	290	11,5	40391

RECYFIX® PLUS 100

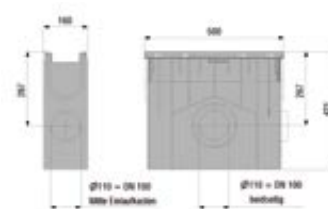
RECYFIX® PLUS 100 - Accessories



Trash box with plastic bucket, with GUGI-Ductile iron mesh grating MW 20/30, black, class D 400, locked



Trash box with plastic bucket, with ductile iron grating SW 80/6, black, class D 400, locked



End cap combined made of PE-PP with outlet DN 70, type 01



End cap combined made of PE-PP with outlet DN 70, type 010



	Length mm	Width mm	Height mm	Weight kg	Article No. galvanised	Article No. stainless steel
Trash box with plastic bucket, with with wedge wire grating, stainless steel	500	160	419	4,8	-	H9100TBSS
Trash box with plastic bucket, with GUGI-Ductile iron mesh grating MW 20/30, black, class D 400, locked	500	160	419	6,6	40355	-
Trash box with plastic bucket, with ductile iron grating SW 80/6, black, class D 400, locked	500	160	419	7,3	40393	-
End cap closed, made of PE-PP, for type 60	-	147	60	-	40284	-
End cap closed, made of PE-PP, for Type 80	-	147	80	-	40291	-
End cap combined made of PE-PP with outlet DN 70, type 01	-	160	135	0,1	40281	-
End cap combined made of PE-PP with outlet DN 70, type 010	-	160	185	0,2	40283	-

The quality of the stainless steel material is according CNS 1.4301.

RECYFIX® PLUS 150

RECYFIX® PLUS 150 - Combi article, class C 250



Type 01 with ductile iron grating, black, SW 6 mm, locked



	Length mm	Width mm	Height mm	Drainage cross- sect. cm ²	Intake cross- sect. cm ² /m	Weight kg	Article No.
Type 01 with ductile iron grating, black, SW 6 mm, locked	1000	210	192	225	-	7,8	41076

RECYFIX® PLUS 150 - Combi article, class D 400

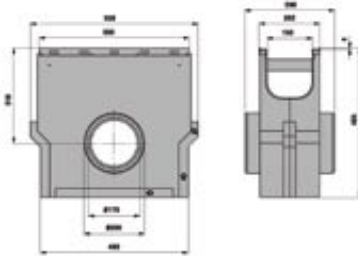
Type 01 with GUGI-Ductile iron mesh grating, black, locked




	Length mm	Width mm	Height mm	Drainage cross- sect. cm ²	Intake cross- sect. cm ² /m	Weight kg	Article No.
Type 01 with GUGI-Ductile iron mesh grating, black, locked	1000	210	192	225	745	13,8	41080

RECYFIX[®] PLUS 150

RECYFIX[®] PLUS 150 - Accessories



Trash box with galvanised bucket with GUGI-ductile iron mesh grating, MW 20/30, black, cl. D 400



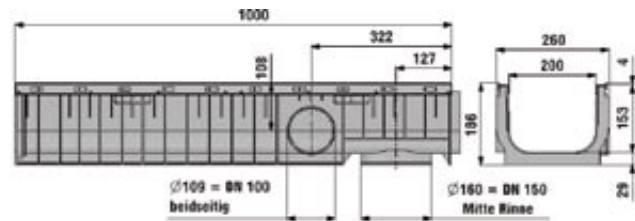

End cap combined made of PE-PP with outlet DN 70/100, Type 01

	Length mm	Width mm	Height mm	Weight kg	Article No.
Trash box with galvanised bucket with GUGI-ductile iron mesh grating, MW 20/30, black, cl. D 400	500	210	496	20,2	41083
End cap combined made of PE-PP with outlet DN 70/100, Type 01	-	210	202	0,1	40191



RECYFIX® PLUS 200

RECYFIX® PLUS 200 - Combi article, class D 400

Type 010 with GUGI-Ductile
iron mesh grating
MW 20/30, black, locked



Type 020 with GUGI-Ductile
iron mesh grating
MW 20/30, black, locked




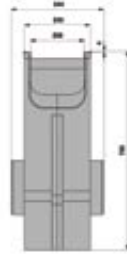
	Length mm	Width mm	Height mm	Drainage cross- sect. cm ²	Intake cross- sect. cm ² /m	Weight kg	Article No.
Type 010 with GUGI-ductile iron mesh grating, black	1000	258	186	290	825	18,6	40775
Type 020 with GUGI-ductile iron mesh grating, black	1000	252	236	366	825	19,1	40777

RECYFIX®PLUS 200

RECYFIX®PLUS 200 - Accessories



Trash box with GUGI-ductile iron grating MW 20/30, black, cl. D 400, locked



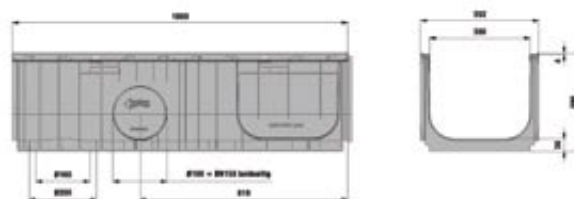
End cap combined made of PE-PP with outlet DN 70, Type 010

	Length mm	Width mm	Height mm	Weight kg	Article No.
Trash box with GUGI-ductile iron grating MW 20/30, black, cl. D 400, locked	500	248	735	31,4	40755
End cap combined made of PE-PP with outlet DN 70, Type 010	-	258	185	0,2	40692
End cap closed, Type 01	-	260	275	0,9	12081

RECYFIX® PLUS 300

RECYFIX® PLUS 300 - Combi article, class D 400

Type 01 with ductile iron grating, locked




	Length mm	Width mm	Height mm	Drainage cross- sect. cm ²	Intake cross- sect. cm ² /m	Weight kg	Article No.
Type 01 with ductile iron grating, locked	1000	352	294	730	1256	32,0	42375

RECYFIX[®] STANDARD

ENVIRONMENTALLY FRIENDLY DRAINAGE.

FOR DOMESTIC APPLICATIONS AND PEDESTRIAN AREAS.



AT A GLANCE

- ✓ Easy and fast to install
- ✓ For domestic applications up to load class C 250
- ✓ Strength and function comply with DIN EN 1433



RECYFIX® STANDARD

ENVIRONMENTALLY FRIENDLY DRAINAGE.

FOR DOMESTIC APPLICATIONS AND PEDESTRIAN AREAS.

THE ECOLOGICAL INNOVATION

RECYFIX STANDARD channels consist of 100% pure recycled polyolefin plastics. They can be integrated into the ecological material cycle and are 100% recyclable. Green light for the environment! Because of their low weight, RECYFIX STANDARD channels are easy to transport and install. Nevertheless, in functionality and strength the system compares well with all conventional channel systems - a fact that has been proven in practice.

HIGH-TECH DEVELOPMENT

RECYFIX STANDARD channels have been developed in cooperation with a well-known research institute for plastic recycling. With the help of computer simulation it was possible to create a highly rigid construction with torsion-free ribs, which weighs significantly less than conventional channels made of mineral-based materials but has equally good performance characteristics and durability.

APPLICATION AREAS

- primarily private areas
- garage entrances
- yards
- terraces
- gardens
- parks

CHARACTERISTICS

- made of PE-PP
- up to load class C 250
- pre-formed vertical and lateral connections
- complies with DIN EN 1433

PRODUCT RANGE

- Trash boxes
- End caps
- Foul air traps
- Locking handles
- GUGI ductile iron mesh gratings
- Ductile iron gratings
- Slotted gratings
- Mesh gratings
- Perforated gratings
- Closed covers



RECYCLED PE-PP MATERIAL

RECYFIX STANDARD channels consist of 100% pure recycled polyolefin plastics. The material is characterised by its high chemical resistance, resistance to frost and salt, it is UV-stabilised, environmentally neutral and leakproof.

DIN EN 1433

All RECYFIX STANDARD channels meet the requirements of the European standard DIN EN 1433. The products carry the CE-mark.

A COMPREHENSIVE SYSTEM

RECYFIX STANDARD channels are available in different heights and nominal widths. Canal connections are possible at the bottom, on the sides or ends. A choice of channel gratings is available to suit different surface finishes and load applications. The system is rounded off with end caps, foul air locks for vertical outlet and trash boxes with mud bucket - optionally with internal foul air trap. To achieve safety under the exposure to traffic the channel gratings are locked to the base segment.



It is very easy to cut RECYFIX STANDARD channels on site - e.g. mitred cuts, corner joints and channels cut to length.






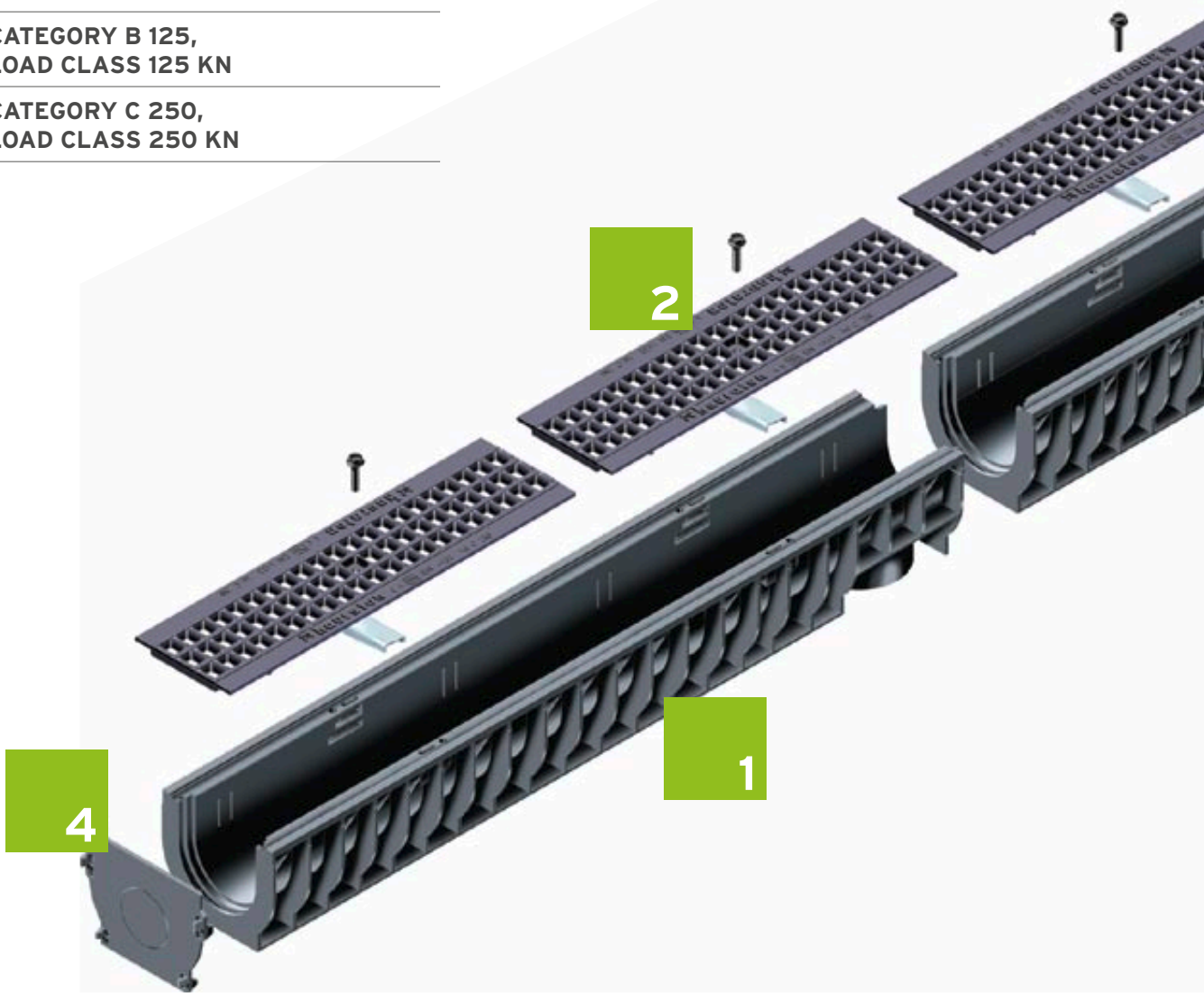
CASTRIES, Médiathèque, France

RECYFIX® STANDARD

ENVIRONMENTALLY FRIENDLY DRAINAGE.
FOR DOMESTIC APPLICATIONS AND PEDESTRIAN AREAS.

RECYFIX STANDARD channels meet the requirements of DIN EN 1433 and are suitable for the following loading capacities:

-  **CATEGORY A 15,**
LOAD CLASS 15 KN
-  **CATEGORY B 125,**
LOAD CLASS 125 KN
-  **CATEGORY C 250,**
LOAD CLASS 250 KN




GRATING OPTIONS FOR RECYFIX STANDARD CHANNELS

GUGI-Ductile iron mesh gratings*	Ductile iron gratings*	Slotted gratings*	Steel mesh gratings*
----------------------------------	------------------------	-------------------	----------------------



Loading capacities as per DIN EN 1433 suitable for passenger car traffic			
B 125		100	100
C 250	100, 150, 200, 300	100, 200	100, 150, 200

* nominal width



1

■ Channels made of PE-PP, according DIN V 19580 / EN 1433, CE-conform, with tongue and groove connection for exact installation

2

■ numerous grating options, for example GUGI-Ductile iron mesh gratings

3

■ Trash box with pipe-connection possibilities

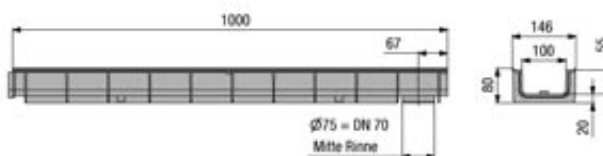

4

■ end caps with and without outlets

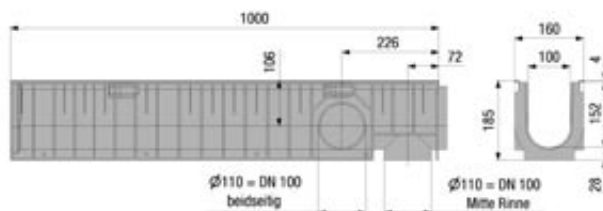
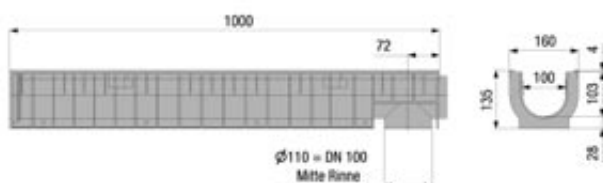

RECYFIX® STANDARD 100

RECYFIX® STANDARD 100 - Combi article, A 15

Type 60 with slotted grating
SW 75/9, locked*



Type 01 with slotted grating
SW 75/9, locked



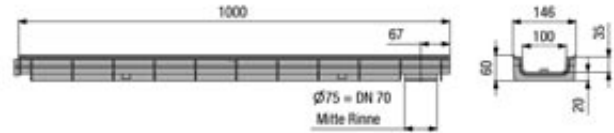
	Length mm	Width mm	Height mm	Drainage cross- sect. cm ²	Intake cross- sect. cm ² /m	Weight kg	Article No. galvanised	Article No. stainless steel
Type 60 with slotted grating SW 75/9, locked*	1000	146	60	25	280	3,0	40236	41204
Type 80 with slotted grating SW 75/9, locked*	1000	146	80	45	280	3,1	40246	41206
Type 60 with mesh grating MW 30/10, locked*	1000	146	60	25	650	4,2	40237	41214
Type 80 with mesh grating MW 30/10, locked*	1000	146	80	45	650	4,3	40247	41216
Type 01 with slotted grating SW 75/9, locked	1000	160	135	92	280	4,4	40231	41200
Type 010 with slotted grating SW 75/9, locked	1000	160	185	142	280	5,3	40296	41202
Type 01 with mesh grating MW 30/10, locked	1000	160	135	92	650	5,2	40232	41210
Type 010 with mesh grating MW 30/10, locked	1000	160	185	142	650	6,6	40297	41212

The quality of the stainless steel material is according CNS 1.4301.

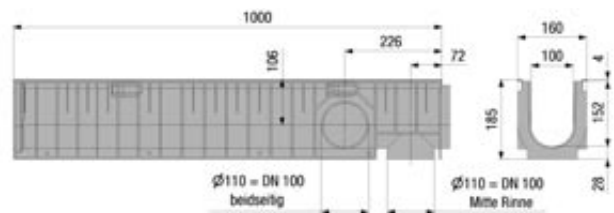
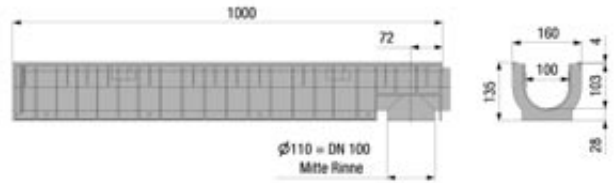
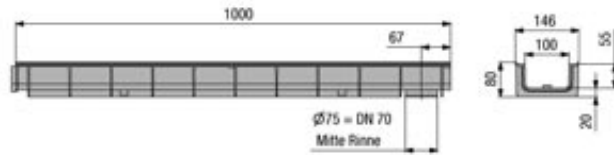
RECYFIX®STANDARD 100

RECYFIX®STANDARD 100 - Combi article, class B 125

Type 80 with mesh grating
MW 30/10, galvanised,
locked*



Type 010 with mesh grating
MW 30/10, galvanised,
locked





	Length mm	Width mm	Height mm	Drainage cross- sect. cm ²	Intake cross- sect. cm ² /m	Weight kg	Article No.
Type 60 with mesh grating MW 30/10, galvanised, locked*	1000	146	60	25	650	5,0	41224
Type 80 with mesh grating MW 30/10, galvanised, locked*	1000	146	80	45	650	5,1	41226
Type 01 with mesh grating MW 30/10, galvanised, locked	1000	160	135	92	650	5,2	41220
Type 010 with mesh grating MW 30/10, galvanised, locked	1000	160	185	142	650	6,6	41222

* For common frequented areas we recommend FASERFIX SUPER KS channels, flat (catalogue CIVILS).

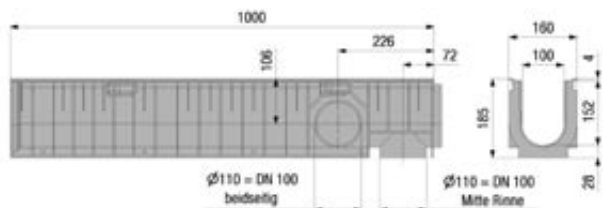
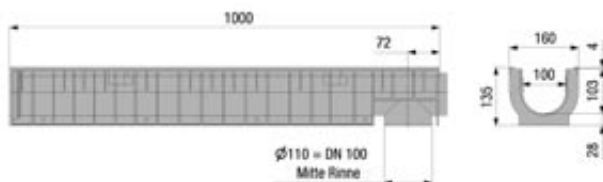
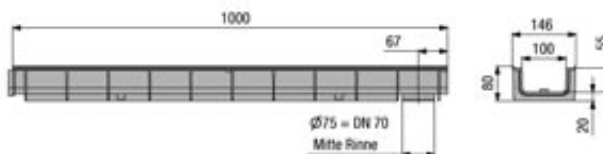

RECYFIX® STANDARD 100

RECYFIX® STANDARD 100 - Combi article, class C 250

Type 80 with GUGI-Ductile iron mesh grating MW 20/30, black, locked*



Type 01 with ductile iron grating, SW 6 mm, locked



	Length mm	Width mm	Height mm	Drainage cross- sect. cm ²	Intake cross- sect. cm ² /m	Weight kg	Article No.
Type 60 with GUGI-Ductile iron mesh grating MW 20/30, black, locked*	1000	146	60	25	444	5,4	40239
Type 80 with GUGI-Ductile iron mesh grating MW 20/30, black, locked*	1000	146	80	45	444	5,5	40253
Type 60 with ductile iron grating, black, SW 6 mm, with locking device*	1000	146	60	25	290	7,6	41234
Type 80 with ductile iron grating, black, SW 6 mm, with locking device*	1000	146	80	45	290	7,7	41236
Type 01 with GUGI-Ductile iron mesh grating MW 20/30, black, locked	1000	160	135	92	449	7,7	40234
Type 010 with GUGI-Ductile iron mesh grating MW 20/30, black, locked	1000	160	185	142	444	8,6	40299
Type 01 with ductile iron grating, SW 6 mm, locked	1000	160	135	92	290	9,2	41230
Type 0105 with ductile iron grating, black, SW 6 mm, locked	500	160	135	92	290	4,6	41237
Type 010 with ductile iron grating, SW 6 mm, locked	1000	160	185	142	290	10,1	41232

* For common frequented areas we recommend FASERFIX SUPER KS channels, flat (catalogue CIVILS).

RECYFIX®STANDARD 100

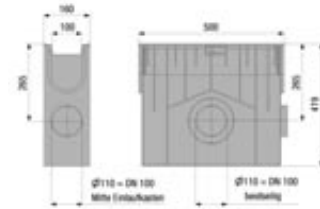
RECYFIX®STANDARD 100 - Accessories



Trash box with plastic bucket, slotted grating, SW 75/9, trafficable, locked



Trash box with plastic bucket, ductile iron grating SW 80/14, black, class C 250, locked



End cap combined made of PE-PP with outlet DN 70, type 01



End cap combined made of PE-PP with outlet DN 70, type 010

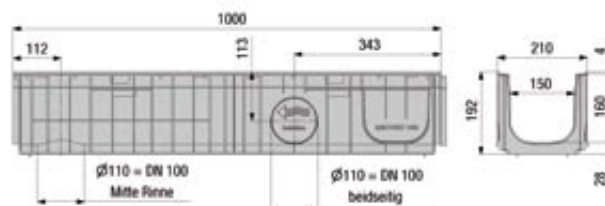

	Length mm	Width mm	Height mm	Weight kg	Article No. galvanised	Article No. stainless steel
Trash box with plastic bucket, slotted grating, SW 75/9, trafficable, locked	500	160	419	4,3	40256	41209
Trash box with plastic bucket, mesh grating MW 30/10, trafficable, locked	500	160	419	4,9	40257	41219
Trash box with plastic bucket, mesh grating MW 30/10, galvanised, class B 125, locked	500	160	419	5,5	41229	-
Trash box with plastic bucket and GUGI-Ductile iron mesh grating MW 20/30, black, class C 250, locked	500	160	419	6,0	40259	-
Trash box with plastic bucket and ductile iron grating, SW 6 mm, black, cl. C 250 locked	500	160	419	6,9	41239	-
End cap closed, made of PE-PP, for type 60	-	147	60	-	40284	-
End cap closed, made of PE-PP, for Type 80	-	147	80	-	40291	-
End cap combined made of PE-PP with outlet DN 70, type 01	-	160	135	0,1	40281	-
End cap combined made of PE-PP with outlet DN 70, type 010	-	160	185	0,2	40283	-

The quality of the stainless steel material is according CNS 1.4301.

RECYFIX®STANDARD 150

RECYFIX®STANDARD 150 - Combi article, class B 125

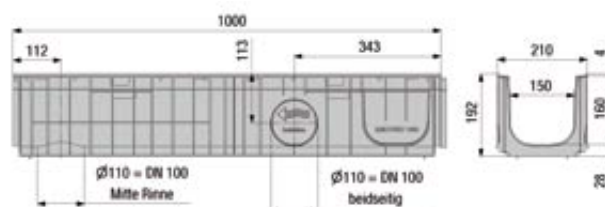
Type 01 with mesh grating
MW 30/30, galvanised,
locked



	Length mm	Width mm	Height mm	Drainage cross- sect. cm ²	Intake cross- sect. cm ² /m	Weight kg	Article No.
Type 01 with mesh grating MW 30/30, galvanised, locked	1000	210	192	225	1081	7,7	40171
Type 01 with mesh grating MW 30/10, galvanised, locked	1000	210	192	225	1098	8,7	40177

RECYFIX®STANDARD 150 - Combi article, class C 250


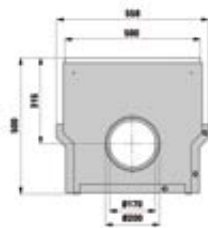
Typ 01 with GUGI-Ductile
iron mesh grating
MW 20/30, black, locked



	Length mm	Width mm	Height mm	Drainage cross- sect. cm ²	Intake cross- sect. cm ² /m	Weight kg	Article No.
Typ 01 with GUGI-Ductile iron mesh grating MW 20/30, black, locked	1000	210	192	225	745	11,9	40174

RECYFIX®STANDARD 150

RECYFIX®STANDARD 150 - Accessories



Trash box with galvanised bucket,
with mesh grating MW 30/10,
galvanised, class B 125, locked

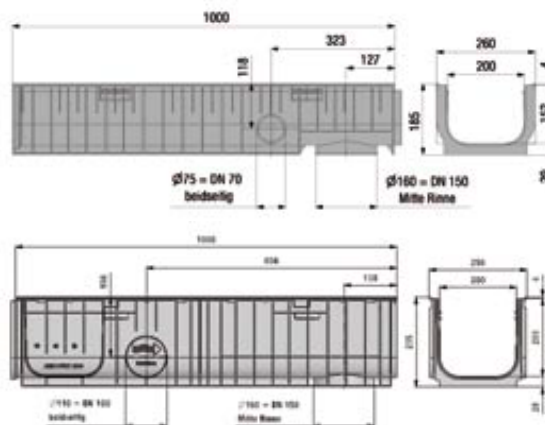

End cap combined made
of PE-PP with outlet
DN 70/100, Type 01

	Length mm	Width mm	Height mm	Weight kg	Article No.
Trash box with galvanised bucket, with mesh grating MW 30/30, galvanised, class B125, locked	500	210	495	19,9	40154
Trash box with galvanised bucket, with mesh grating MW 30/10, galvanised, class B 125, locked	500	210	495	17,8	40156
Trash box with galvanise bucket with GUGI-Ductile iron mesh grating MW 20/30, black, class C 250, locked	500	210	495	19,6	40153
End cap combined made of PE-PP with outlet DN 70/100, Type 01	-	210	202	0,1	40191

RECYFIX®STANDARD 200

RECYFIX®STANDARD 200 - Combi article, class B 125

Type 010 with mesh grating
MW 30/30, galvanised,
locked

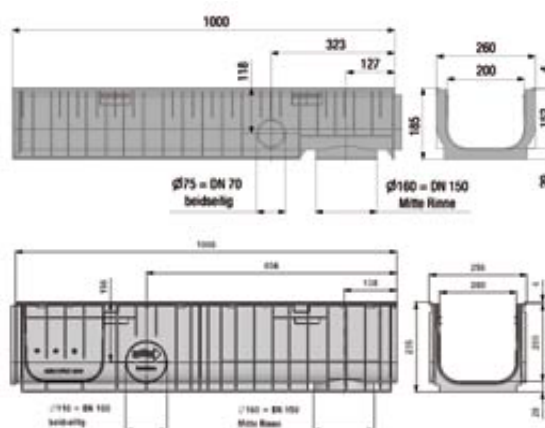



	Length mm	Width mm	Height mm	Drainage cross- sect. cm ²	Intake cross- sect. cm ² /m	Weight kg	Article No.
--	--------------	-------------	--------------	---	---	--------------	----------------

Type 010 with mesh grating MW 30/30, galvanised, locked	1000	256	185	290	1620	9,3	40672
Type 020 with mesh grating MW 30/30, galvanised, locking device	1000	256	235	366	1620	10,2	40676
Type 010 with mesh grating MW 30/10, galvanised, locked	1000	256	185	290	1442	11,2	40685
Type 020 with mesh grating MW 30/10, galvanised, with locking device	1000	256	235	366	1442	11,3	40686

RECYFIX®STANDARD 200 - Combi article, class C 250

Type 010 with GUGI-Ductile
iron mesh grating MW 20/30,
black, locked



	Length mm	Width mm	Height mm	Drainage cross- sect. cm ²	Intake cross- sect. cm ² /m	Weight kg	Article No.
--	--------------	-------------	--------------	---	---	--------------	----------------


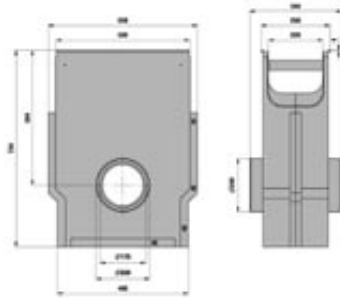
Type 010 with GUGI-Ductile iron mesh grating MW 20/30, black, locked	1000	256	185	290	825	15,4	40665
Type 020 with GUGI-Ductile iron mesh grating MW 20/30, black, locked	1000	256	235	366	825	15,8	40666

RECYFIX®STANDARD 200

RECYFIX®STANDARD 200 - Accessories



Trash box with mesh grating
MW 30/10, galvanised,
cl. B 125, locked



End cap combined made of
PE-PP with outlet DN 70,
Type 010

	Length mm	Width mm	Height mm	Weight kg	Article No.
Trash box with mesh grating MW 30/30, galvanised, cl. B 125, locked	500	256	734	27,0	40656
Trash box with mesh grating MW 30/10, galvanised, cl. B 125, locked	500	256	734	28,6	40657
Trash box with GUGI-Ductile iron mesh grating MW 20/30, black, cl. C 250, locked	500	256	734	30,8	40653
End cap combined made of PE-PP with outlet DN 70, Type 010	-	258	185	0,2	40692
End cap closed, Type 01	-	260	275	0,9	12081

RECYFIX® PLUS / RECYFIX® STANDARD – INSTALLATION INSTRUCTIONS

Our installation instructions/examples are suggestions that are generally accepted in the trade. Any special installation details required due to local conditions need to be specified by a qualified engineer.

Technical regulatory instruments and guidelines applicable in the respective state or country should be taken into account for installation.

1. Please ensure that the adjoining surface finishes are laid to finish permanently 3 to 5 mm higher than the top edge of the channel.
2. Dig a trench and set the outlet for connecting to the ground drainage pipe. First set the inlet box or the first channel directly adjacent to the ground drainage pipe and join them up.
Join up the next channel elements using the tongue and groove joint in the units. Make sure to observe the direction of the arrow on the channels.
3. Place the end cap and keep the grating inserted for reinforcement. Prepare the lateral concrete bearing. Please consider therefore the information on the installation drawings depending on the installation situation and the required load class.

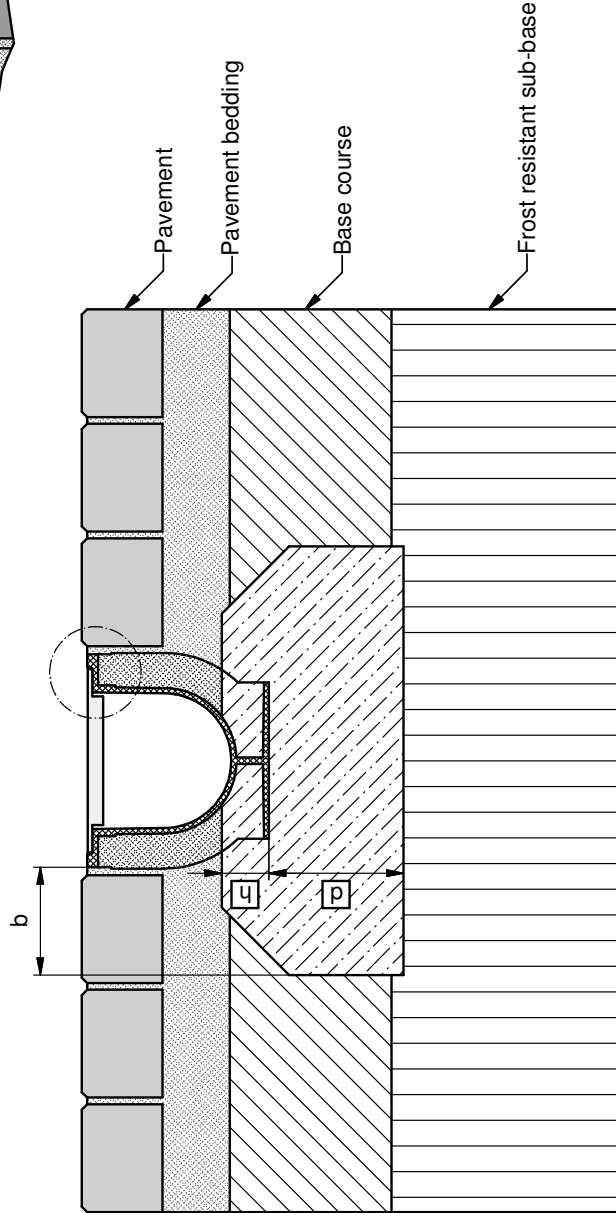
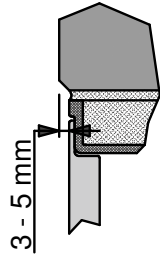
4. Where the installed product is subject to horizontal forces, e.g. in concreted areas and reinforced concrete structures, effective expansion joints have to be provided in both directions in accordance with DIN 18318.
5. Where the products are installed in paved surfaces, the joint along the channels should be filled with paving gravel or bitumen compound.

These installation instructions apply similarly to inlet boxes.

Note: The information provided here represents our best knowledge and experience to date. We reserve the right to make changes as technology advances and for the purpose of continuing product development. Users of the products are responsible for checking the functions and application options of these products by consulting with qualified engineers. The mentioning of trade names does not constitute a recommendation and does not preclude the use of other products that have been tested in the same way. For further information please refer to the respective safety data sheets or application areas, e.g. for elastic sealing compounds. Any new edition of this publication renders older editions invalid. Date: 01/07

**LOOK UP OUR CURRENT
INSTALLATION INSTRUCTIONS
ON THE INTERNET UNDER
WWW.HAURATON.COM**

Installation example
Pavement cl. A 15 - B 125

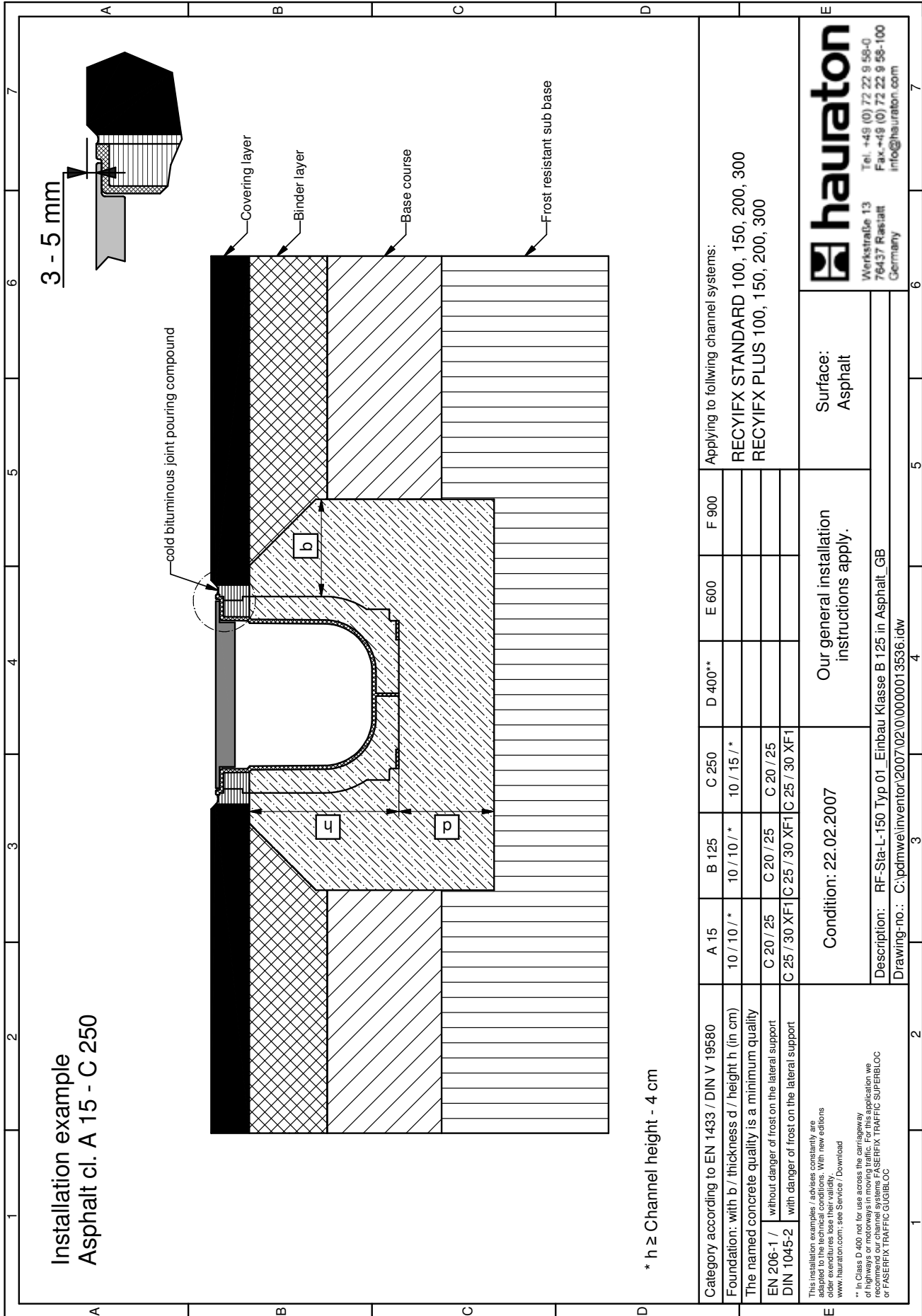


* h ≥ Channel height - 10 cm

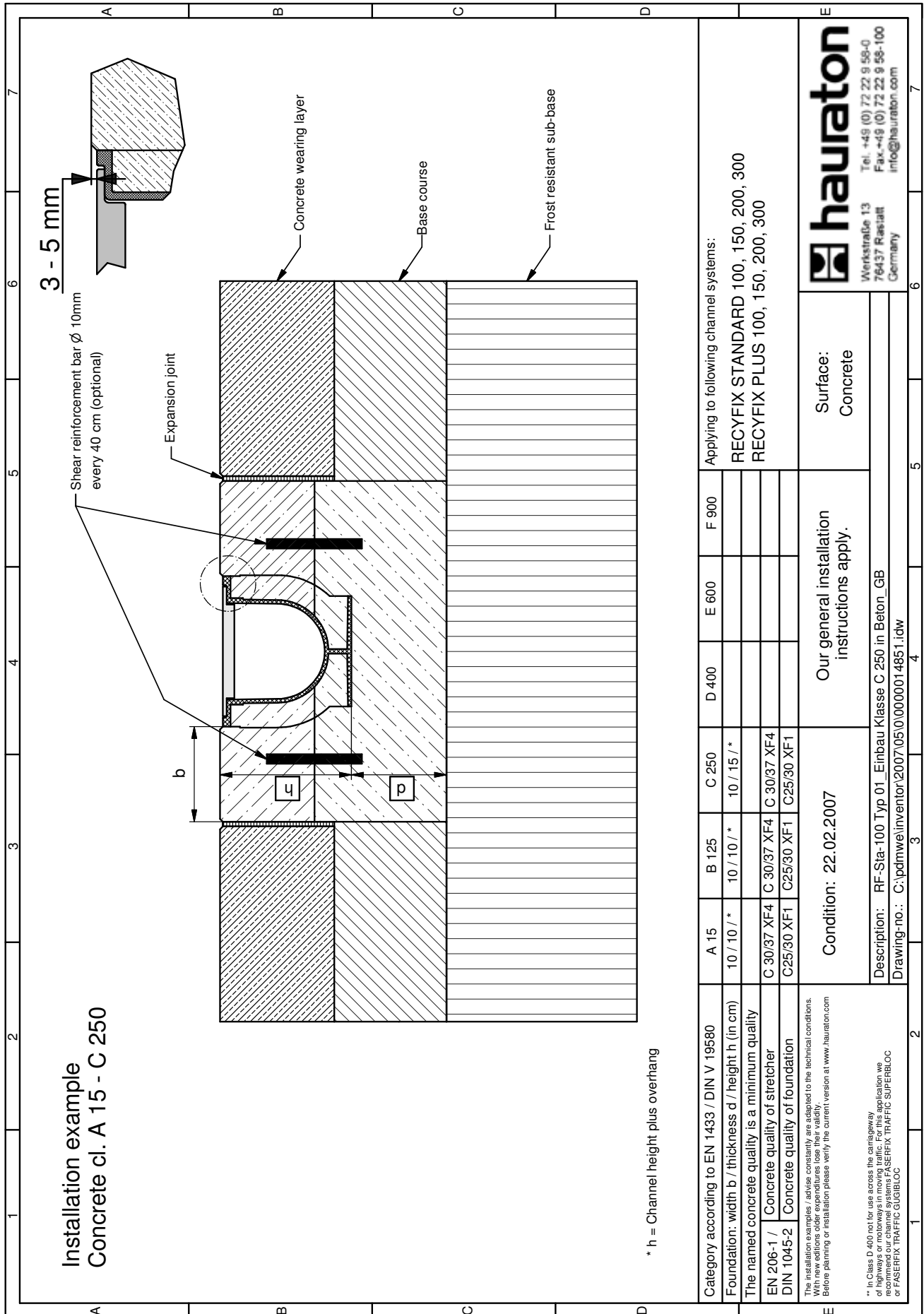
Category according to EN 1433 / DIN V 19580		A 15	B 125	C 250	D 400**	E 600	F 900
Foundation: with b / thickness d / height h (in cm)		10 / 10 / *					
The named concrete quality is a minimum quality							
EN 206-1 /	without danger of frost on the lateral support	C 20/25	C 20/25				
DIN 1045-2	with danger of frost on the lateral support	C 25/30 XF1	C 25/30 XF1				
<small>The installation examples / advise constantly, are adapted to the technical conditions. Before planning or installation please verify the current version at www.hauraton.com</small>							
<small>** In Class D 400 not for use across the carriageway of highways or motorways in moving traffic. For this application we recommend our channel systems FASERFIX TRAFFIC SUPERBLOC or FASERFIX TRAFFIC GUGIBLOC</small>							
Condition: 22.02.2007				Our general installation instructions apply.			
Description: RF-Sia-100 Typ.01_Einbau Klasse B 125 in Pflaster_GB				Surface: Pavement			
Drawing-no.: C:\pdmwe\inventor\2007\05\10\0000014788.idw							

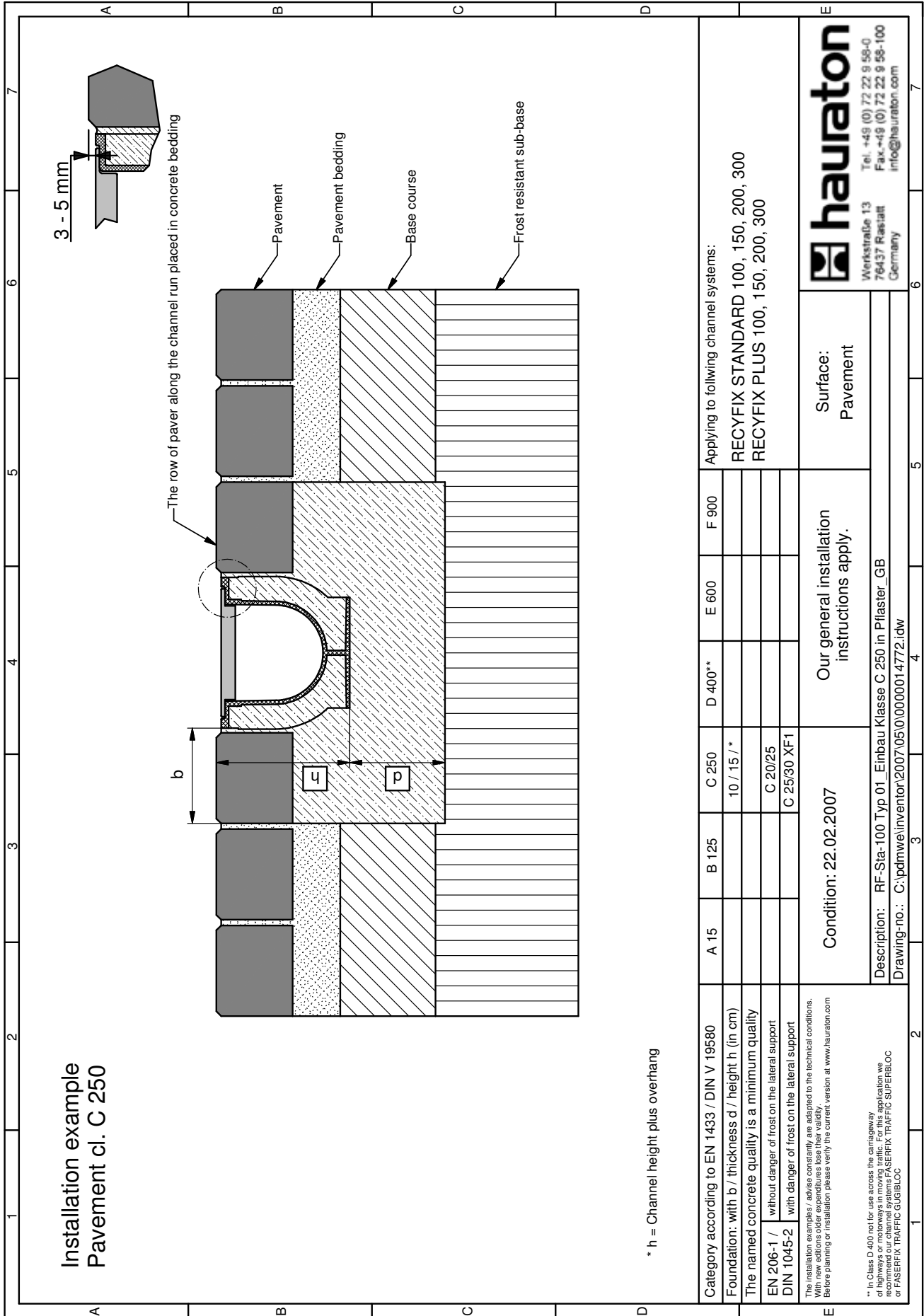


Werksstraße 13
76437 Rastatt
Germany
Tel: +49 (0) 72 22 9 56-0
Fax: +49 (0) 72 22 9 56-100
info@hauraton.com

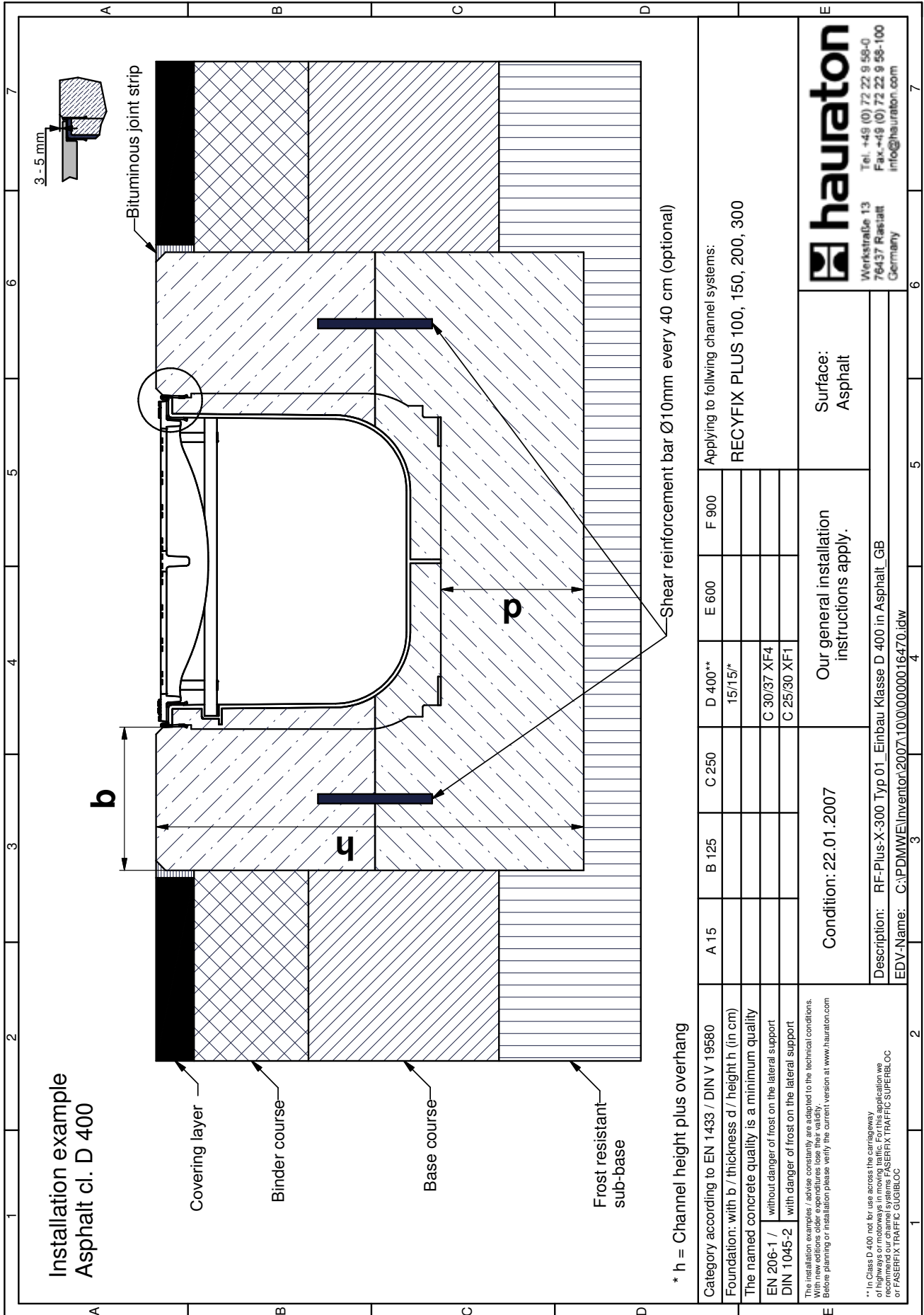


RECYFIX®PLUS/RECYFIX®STANDARD






RECYFIX®PLUS



Werksstraße 13
76437 Rastatt
Germany
Tel: +49 (0) 72 22 9 55-0
Fax: +49 (0) 72 22 9 55-100
info@hauraton.com

SLOTTED CHANNELS

UNOBTRUSIVE DESIGN - LARGE DRAINAGE CAPACITY.
MAXIMUM APPEAL - FOR PEDESTRIAN AREAS.





AT A GLANCE

- ✓ Extensive range of drainage solutions with channels made of fibre-reinforced concrete or recycled PE-PP, in nominal widths of 100 mm and 150 mm
- ✓ Very narrow drainage opening for optimum visual effect
- ✓ Easy access to the channel run via access cover
- ✓ Symmetrical and asymmetrical models

SLOTTED CHANNELS

UNOBTRUSIVE DESIGN - LARGE DRAINAGE CAPACITY.
 MAXIMUM APPEAL - FOR PEDESTRIAN AREAS.

APPLICATION AREAS


- for areas and façades with strong design requirements
- especially in public and commercial areas with pedestrian access

CHARACTERISTICS

- attractive design
- unobtrusive drainage systems
- galvanised steel or stainless steel

PRODUCT RANGE

- lower parts of channels in fibre-reinforced concrete or PE-PP
- symmetrical slotted covers
- asymmetrical slotted covers
- trash boxes with access cover



SLOTTED CHANNELS - visually attractive draining systems for areas and façades.

STYLISH DRAINING FOR A MODERN APPEAL

When designing public spaces, areas or façades with a strong aesthetic appeal it is often desirable to keep the surface drainage system as unobtrusive as possible. These situations call for drainage channel elements that fit in well with the architectural concept. At the same time, such systems must retain their full functionality. All surface water has to be drained away fast and reliably. In these situations, SLOTTED CHANNELS are the ideal choice.

HAURATON offers symmetrical and asymmetrical SLOTTED CHANNELS in two nominal widths. The LOWER PARTS of the channels can be supplied in RECYFIX PE-PP or FASERFIX concrete.



Asymmetrical slotted channels for draining a façade.


The slotted covers are made of galvanised steel or stainless steel. The drainage channels are installed deep below the overlapping surface covering and are therefore hidden from view. The only visible part at the surface is the narrow slot line, which is very unobtrusive and conveys a feeling of style and elegance. At the same time, all functional requirements are fully met. Surface water collects in the channels and is drained away quickly and reliably. SLOTTED CHANNELS can be integrated into all common surface finishes and even into asphalt. One option is also to use the inlet slots as a separator between different areas. Asymmetrical SLOTTED CHANNELS are supplied for drainage applications along façades.



Symmetrical slotted channels for surface draining integrate unobtrusively into the slab paving.

SLOTTED CHANNELS

UNOBTRUSIVE DESIGN - LARGE DRAINAGE CAPACITY.
 MAXIMUM APPEAL - FOR PEDESTRIAN AREAS.




RECYFIX
 STANDARD
 channel 100

symmetrical =
 slot central

asymmetrical =
 slot on one side





1

■ Channels made of PE-PP or fibre reinforced concrete in nominal widths 100 and 150 mm, with groove and tongue connection for exact installation

2

■ symmetrical and asymmetrical covers made of galvanised or stainless steel

3

■ Trash box with pipe-connection possibilities, with fitting access cover

4

■ End caps with and without outlets

SLOTTED CHANNEL 100

SLOTTED CHANNEL 100 - RECYFIX lower parts

Type 01




	Length mm	Width mm	Height mm	Drainage cross- sect. cm ²	Weight kg	Article No.
Type 01	1000	160	131	92	2,1	40325
Type 010	1000	160	181	142	3,0	7605

SLOTTED CHANNEL 100

SLOTTED CHANNEL 100 - Slotted covers, neck height 160, class C 250

symmetric



	Length mm	Width mm	Height mm	Intake cross- sect. cm ² /m	Weight kg	Article No. galvanised	Article No. stainless steel
symmetric	1000	160	188	125	8,2	5721	5771
asymmetric	1000	160	188	125	8,2	5725	5775

Bigger NW and individual neck heights available as special construction for orders bigger than 30 m.
The quality of the stainless steel material is according CNS 1.4301.

SLOTTED CHANNEL 100 - Slotted covers, neck height 200, class D 400*

symmetric



	Length mm	Width mm	Height mm	Intake cross- sect. cm ² /m	Weight kg	Article No. galvanised	Article No. stainless steel
symmetric	1000	160	204	125	17,5	5821	5871
asymmetric	1000	160	204	125	18,2	5825	5875

* Not for use across the carriageway of highways or motorways in moving traffic.
Bigger NW and individual neck heights available as special construction for orders bigger than 30 m.
The quality of the stainless steel material is according CNS 1.4301.

SLOTTED CHANNEL 100

SLOTTED CHANNEL 100 - Accessories - RECYFIX STANDARD 100



Trash box for
SLOTTED CHANNEL



End cap combined made
of PE-PP with outlet DN 70,
type 01

	Length mm	Width mm	Height mm	Weight kg	Article No.
Trash box for SLOTTED CHANNEL	500	160	416	3,0	7755
End cap combined made of PE-PP with outlet DN 70, type 01	-	160	135	0,1	40281

SLOTTED CHANNEL 100

SLOTTED CHANNEL 100 - Accessories - Access covers, neck height 160 mm, class C 250



symmetric



asymmetric

	Length mm	Width mm	Height mm	Weight kg	Article No. galvanised	Article No. stainless steel
symmetric	500	160	188	8,0	5746	5796
asymmetric	500	160	188	7,1	5756	5786
Extraction bail for access covers (2 pieces required)	-	-	-	-	740	-

The quality of the stainless steel material is according CNS 1.4301.

SLOTTED CHANNEL 100 - Accessories - Access covers, neck height 200 mm, class D 400*



symmetric



asymmetric

	Length mm	Width mm	Height mm	Weight kg	Article No. galvanised	Article No. stainless steel
symmetric	500	160	204	23,4	5846	5896
asymmetric	500	160	204	18,1	5856	5886
Extraction bail for access covers (2 pieces required)	-	-	-	-	740	-

* Not for use across the carriageway of highways or motorways in moving traffic.
The quality of the stainless steel material is according CNS 1.4301.

SLOTTED CHANNELS – INSTALLATION INSTRUCTIONS

Our installation instructions/examples are suggestions that are generally accepted in the trade. Any special installation details required due to local conditions need to be specified by a qualified engineer. Technical regulatory instruments and guidelines applicable in the respective state or country should be taken into account for installation.

INSTALLING THE CHANNEL BASE SEGMENTS:

Dig a trench of sufficient size for installing the base segments of the channels. Set the outlet for connecting to the ground drainage pipe. Fill the trench with concrete up to level d (see installation examples). Spread the concrete evenly. Attach a line.

INSTALLING A RECYFIX STANDARD CHANNEL:

- a) Connecting to a channel: Cut open the pre-formed outlet spigot at the channel. When connecting on the side, make sure the surface finish level will be as required in relation to the channel. When using channels with slotted cover, the installation of a foul air trap only makes sense at the inlet box or channels with removable covers.
- b) Connecting to an inlet box: Cut open the appropriate outlet opening at the inlet box and connect the inlet box with the ground drainage pipe.
- c) Connecting to an end cap with outlet: First set the channel with end cap and connect it to the ground drainage pipe.

INSTALLING A FASERIX STANDARD CHANNEL:

- a) Connecting to a channel: First lay the FASERIX STANDARD channel with factory-preformed outlet spigot. When connecting on the side, make sure the surface finish level will be as required in relation to the channel. When using channels with slotted cover, the installation of a foul air trap only makes sense at the inlet box or channels with removable covers.
- b) Connecting to an inlet box: Cut open the appropriate outlet opening at the inlet box and connect the inlet box with the ground drainage pipe.

- c) Connecting to an end cap with outlet: First set the channel with end cap and connect it to the ground drainage pipe.

Lay the RECYFIX STANDARD or FASERIX STANDARD channels along the line. Important! Take note of the direction of flow! Insert a closed end cap at the beginning or - if both sides are open - at the beginning and end of the channel run.

Put the slotted covers into place to give the channels rigidity. Bank up a concrete haunching on both sides of the channel to give support to it. Lay the structural sub-base for the surface finish on the sides of the slotted covers and then lay the surface finish (e.g. paving etc.) onto the sub-base in accordance with the installation examples.

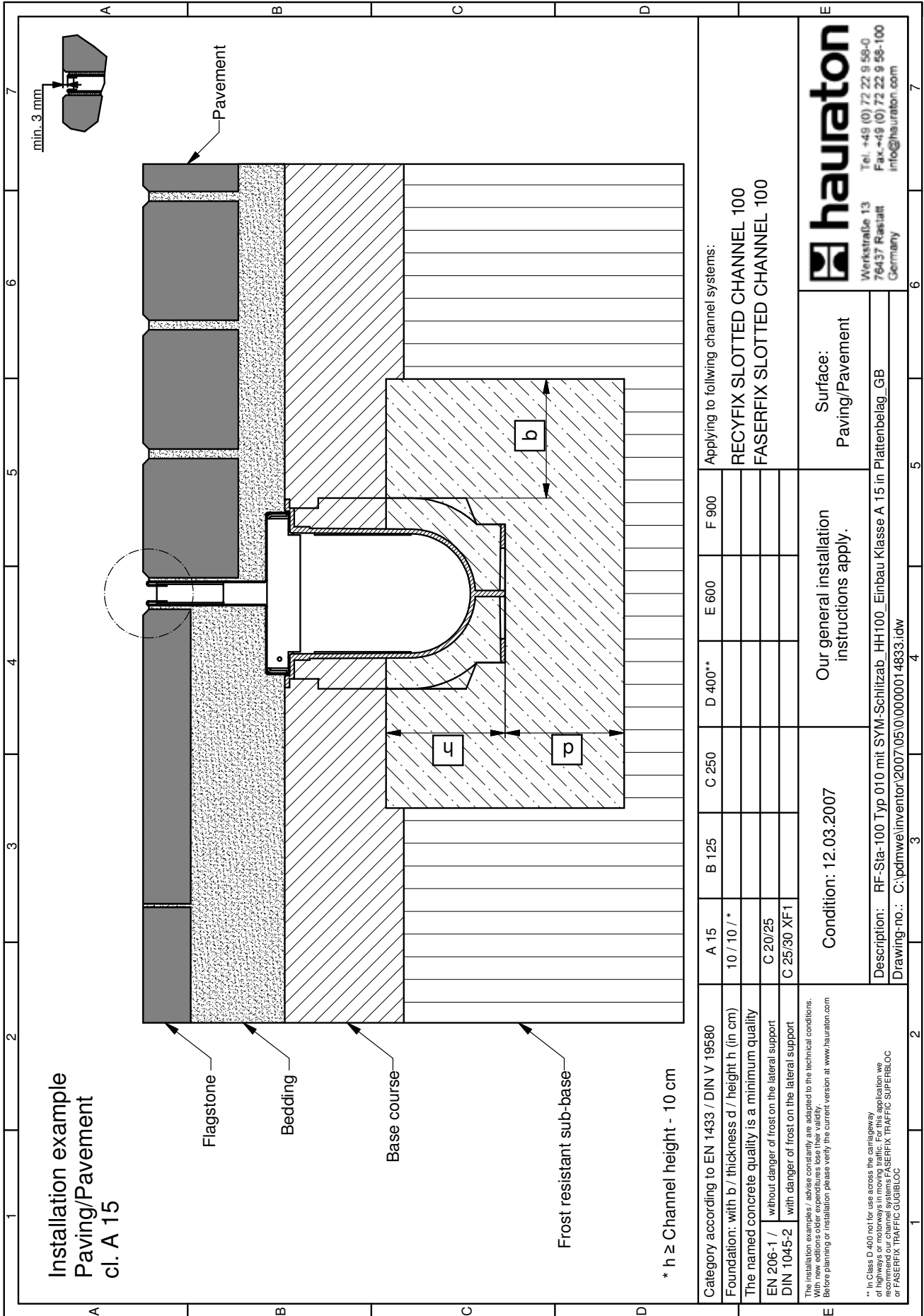
Please ensure that the adjoining surface finishes are laid to finish permanently 3 to 5 mm higher than the top edge of the slotted cover.

Where the installed product is subject to horizontal forces, e.g. in concreted areas and reinforced concrete structures, effective expansion joints have to be provided in both directions in accordance with DIN 18318.

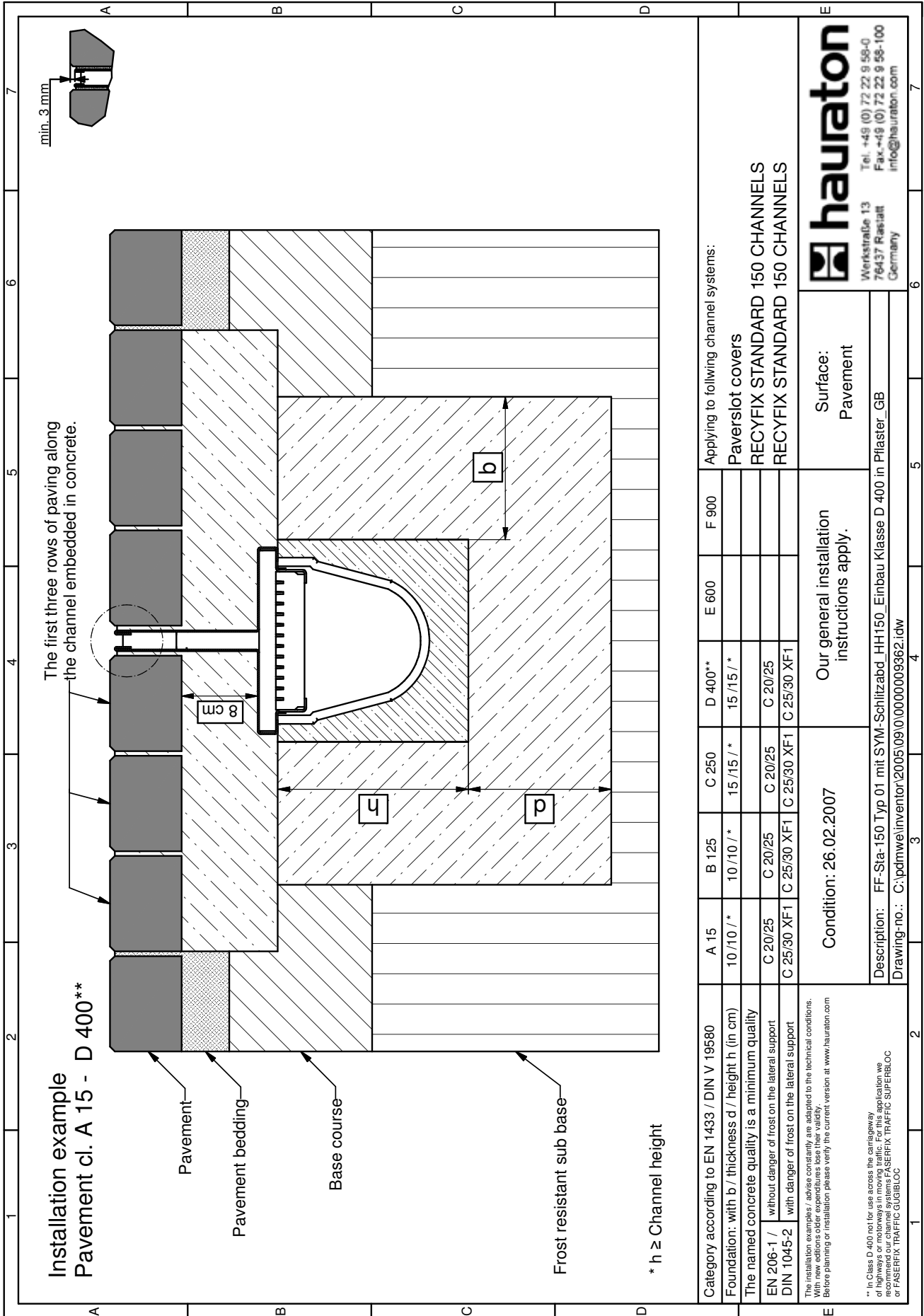
Before adjacent areas are compacted or covered with concrete, asphalt or paving, the channels have to be sufficiently rigid. Where the products are installed in paved surfaces, the joint along the channels should be filled with cement-latex mortar or a bitumen compound. These installation instructions apply similarly to inlet boxes.

Note: The information provided here represents our best knowledge and experience to date. We reserve the right to make changes as technology advances and for the purpose of continuing product development. Users of the products are responsible for checking the functions and application options of these products by consulting with qualified engineers. The mentioning of trade names does not constitute a recommendation and does not preclude the use of other products that have been tested in the same way. For further information please refer to the respective safety data sheets or application areas, e.g. for elastic sealing compounds. Any new edition of this publication renders older editions invalid. Date: 01/07

SLOTTED CHANNELS



SLOTTED CHANNELS



Category according to EN 1433 / DIN V 19580	A 15	B 125	C 250	D 400**	E 600	F 900	Applying to following channel systems:
Foundation: with b / thickness d / height h (in cm)	10 / 10 / *	10 / 10 / *	15 / 15 / *	15 / 15 / *			Paverslot covers
The named concrete quality is a minimum quality							RECYFIX STANDARD 150 CHANNELS
EN 206-1 / without danger of frost on the lateral support	C 20/25	C 20/25	C 20/25	C 20/25			RECYFIX STANDARD 150 CHANNELS
DIN 1045-2 with danger of frost on the lateral support	C 25/30 XF1	C 25/30 XF1	C 25/30 XF1	C 25/30 XF1			
<p>The installation examples / advise constantly, are adapted to the technical conditions. Before planning or installation please verify the current version at www.hauraton.com</p> <p>** In Class D 400 not for use across the carriageway of highways or motorways in moving traffic. For this application we recommend our channel systems FASERFIX TRAFFIC SUPERBLOC or FASERFIX TRAFFIC GUGIBLOC</p>							Surface: Pavement
<p>Condition: 26.02.2007</p> <p>Our general installation instructions apply.</p>							
<p>Description: FF-Sta-150 Typ 01 mit SYM-Schlitzabod_HH150_Einbau Klasse D 400 in Pflaster_GB</p> <p>Drawing-no.: C:\pdm\we\inventor\2005\09\0\0000009362.idw</p>							
<p>hauraton</p> <p>Werkstraße 13 76437 Rastatt Germany</p> <p>Tel: +49 (0) 72 22 9 56-0 Fax: +49 (0) 72 22 9 56-100 info@hauraton.com</p>							

RECYFIX[®] SUPER KS RECYFIX[®] SUPER

DRAINS COMPLETELY - LIGHT AND ROBUST.
HIGH STABILITY FOR PUBLIC AND INDUSTRIAL AREAS.



A photograph of an outdoor walkway paved with light-colored cobblestones. A row of dark, cylindrical bollards with red ropes runs along the left side of the path. The path is lined with large, mature trees on both sides, creating a shaded canopy. In the background, a red building is visible through the trees. A drainage grate is visible in the foreground on the right side of the path.

AT A GLANCE

- ✓ Light and robust
- ✓ Quick and easy to install
- ✓ Up to loading capacity F 900, certified according EN 1433
- ✓ With SIDE-LOCK boltless locking system

RECYFIX® SUPER KS

RECYFIX® SUPER

DRAINS COMPLETELY - LIGHT AND ROBUST.
HIGH STABILITY FOR PUBLIC AND INDUSTRIAL AREAS.

REQUIREMENTS

Reliable drainage and disposal of surface water is now mandatory in many areas. It is therefore under ever-tougher regulations that our RECYFIX®SUPER and RECYFIX®SUPER KS drainage system ranges have to operate. The ranges have applications in many different areas: in industrial and trading estates, exhibition centres, and train stations; in car parks and in town centres. Apart from the technical criteria that needs to be fulfilled, the channels must fit in aesthetically within their environment. Therefore flexibility and ability to adapt must be key aspects of the products.

SOLUTIONS

The channels in the RECYFIX®SUPER and RECYFIX®SUPER KS range provide economical and reliable solutions in areas with heavy traffic, up to load class F 900. They are made out of PE-PP and this gives them a definite edge in terms of weight - and therefore also in terms of ease of installation. Lateral stability and increased resistance to torsion are provided by galvanised or stainless steel angle housings equipped with the SIDE-LOCK boltless locking system. The locking system gives the many variants of gratings which are available added stability and structure, vertically and horizontally. The channels in the RECYFIX®SUPER and RECYFIX®SUPER KS range are resistant to freezing and to the salts used to de-ice roads and car parks and can be made watertight on-site using a supple product. The channels are certified according to EN 1433 and carry the CE quality mark.



Noisy Le Roi, France: the train station car park

APPLICATIONS

Industrial and trading estates, exhibition centres, train stations, car parks, urban centres, market squares, public squares, etc.



Public squares



Miscellaneous car parks



Airports









Entrances to courtyards and garages

RECYFIX® SUPER KS RECYFIX® SUPER


DRAINS COMPLETELY - LIGHT AND ROBUST.
HIGH STABILITY FOR PUBLIC AND INDUSTRIAL AREAS.

RECYFIX® SUPER KS and RECYFIX® SUPER channels are certified according EN 1433 and can be installed in areas with the following loading capacities:

	CATEGORY A 15, LOAD CLASS 15 KN
	CATEGORY B 125, LOAD CLASS 125 KN
	CATEGORY C 250, LOAD CLASS 250 KN
	CATEGORY D 400, LOAD CLASS 400 KN
	CATEGORY E 600, LOAD CLASS 600 KN
	CATEGORY F 900, LOAD CLASS 900 KN

GENERAL INSTRUCTIONS FOR THE USE OF THE CHANNELS

- The channel installation advices provided in the "Laying Instructions" catalogue are for information purposes only. Their provision does not mean that project engineers can dispense with efforts to find installation solutions suitable for sites and the specific constraints encountered on the ground.
- Correct flow directions must be complied with (see arrows on the outsides of channels).
- Surface paving must be 3mm to 5mm higher than the level of the channels' upper edges.
- Expansion joints must be correctly positioned, in order to completely counteract horizontal expansion forces.
- Insert the channel gratings to ensure that the channels are rigid before pouring second-stage concrete.
- Detailed installation advices can be downloaded from our website, www.hauraton.com. These instructions are updated on a regular basis.



4

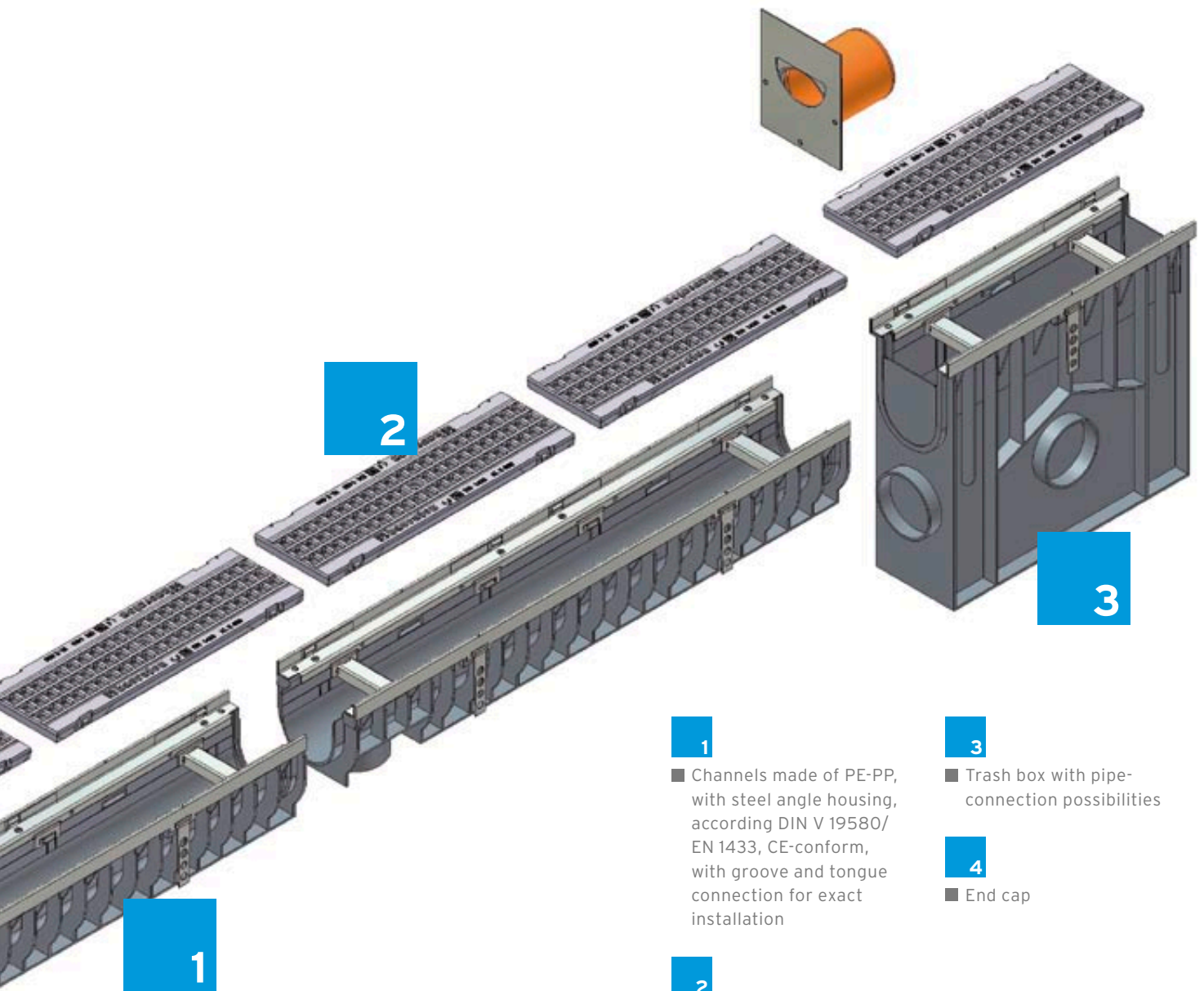
GRATINGS FOR RECYFIX® SUPER KS CHANNELS AND RECYFIX® SUPER CHANNELS

GUGI-Ductile iron mesh grating*

Ductile iron gratings*

Load class	GUGI-Ductile iron mesh grating*		Ductile iron gratings*	
	SUPER KS	SUPER	SUPER KS	SUPER
A 15				
B 125				
C 250			100, 150, 200	300
D 400	150		100, 150, 200	300
E 600	100, 150, 200	300	100, 150, 200	300
F 900				300

* The measurements listed are internal widths.



1

■ Channels made of PE-PP, with steel angle housing, according DIN V 19580/EN 1433, CE-conform, with groove and tongue connection for exact installation

2

■ Numerous grating options, for example GUGI-Ductile iron mesh gratings

3


■ Trash box with pipe-connection possibilities

4

■ End cap

SAFETY GUARANTEED IN PEDESTRIAN ZONES



The RECYFIX®SUPER KS channels and the vast choice of gratings to go with them are also employed in pedestrian areas, market squares and other pedestrian areas. Ductile iron gratings with narrow openings have been specially designed to ensure the safety of pedestrians and as well as wheel chairs.



RECYFIX® SUPER KS 100

RECYFIX® SUPER KS 100 - Combi article, class C 250


Type 01 with ductile iron grating, SW 6 mm




	Length mm	Width mm	Height mm	Drainage cross- sect. cm ²	Intake cross- sect. cm ² /m	Weight kg	Article No.
Type 01 with ductile iron grating, SW 6 mm	1000	160	153	-	-	12,1	41169
Type 0105 with ductile iron grating, SW 6 mm	500	160	153	92	-	6,0	41131

RECYFIX® SUPER KS 100

RECYFIX® SUPER KS 100 - Combi article, class E 600



Type 01 with ductile iron grating, SW 14 mm



	Length mm	Width mm	Height mm	Drainage cross- sect. cm ²	Intake cross- sect. cm ² /m	Weight kg	Article No.
Type 01 with GUGI-ductile iron mesh grating, MW 20x30	1000	160	153	92	-	15,1	41180
Type 01 with ductile iron grating, SW 14 mm	1000	160	153	92	-	13,5	41177
Type 01 with ductile iron grating, SW 6 mm	1000	160	153	92	-	13,7	41179
Type 0105 with GUGI-ductile iron mesh grating, MW 20x30	500	160	153	92	-	7,6	41135
Type 0105 with ductile iron grating, SW 14 mm	500	160	153	92	-	6,8	41136
Type 0105 with ductile iron grating, SW 6 mm	500	160	153	92	-	6,8	41137

RECYFIX® SUPER KS 100 - Accessories



Trash box with ductile iron grating, SW 6 mm, class C 250



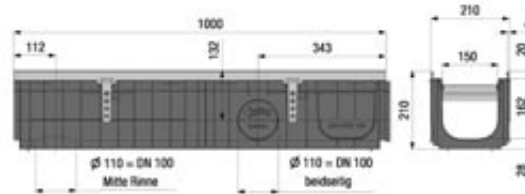
End cap, galvanised

	Length mm	Width mm	Height mm	Weight kg	Article No.
Trash box with ductile iron grating, SW 6 mm, class C 250	500	160	438	8,4	41141
Trash box with GUGI-ductile iron mesh grating, MW 20x30, class E 600	500	160	438	10,0	41145
Trash box with ductile iron grating, SW 6 mm, class E 600	500	160	438	9,2	41147
End cap, galvanised	-	160	160	0,3	41181
End cap, galvanised, with outlet DN 70	-	160	202	0,6	41186
End cap, stainless steel	-	160	160	0,3	41581
End cap, stainless steel, with outlet DN 70	-	160	202	0,6	41586

RECYFIX®SUPER KS 150

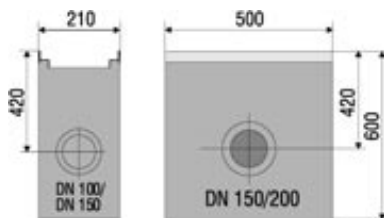
RECYFIX®SUPER KS 150 - Combi article, class E 600

Type 01 with GUGI-ductile iron mesh grating, MW 20x30



	Length mm	Width mm	Height mm	Drainage cross- sect. cm ²	Intake cross- sect. cm ² /m	Weight kg	Article No.
Type 01 with GUGI-ductile iron mesh grating, MW 20x30	1000	210	210	230	716	20,7	40580
Type 01 with ductile iron grating, SW 9 mm	1000	210	210	-	557	18,9	40577

RECYFIX®SUPER KS 150 - Accessories



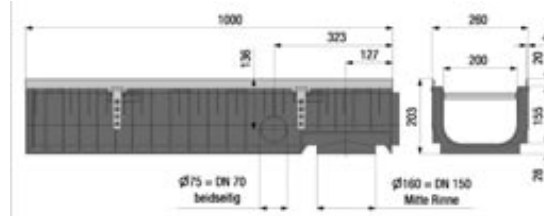
Trash box with galvanised bucket

	Length mm	Width mm	Height mm	Weight kg	Article No. galvanised	Article No. stainless steel
Trash box with galvanised bucket	500	210	600	67,5	11052	11552

RECYFIX® SUPER KS 200

RECYFIX® SUPER KS 200 - Combi article, class E 600

Type 010 with GUGI-ductile iron mesh grating, MW 20x30

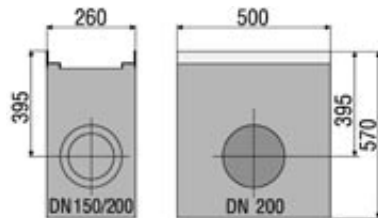


	Length mm	Width mm	Height mm	Drainage cross-sect. cm ²	Intake cross-sect. cm ² /m	Weight kg	Article No.
Type 010 with GUGI-ductile iron mesh grating, MW 20x30	1000	260	203	-	886	26,0	41380
Type 020 with GUGI-ductile iron mesh grating, MW 20x30	1000	260	253	-	886	26,2	41381

RECYFIX® SUPER KS 200 - Accessories



Trash box with galvanised bucket



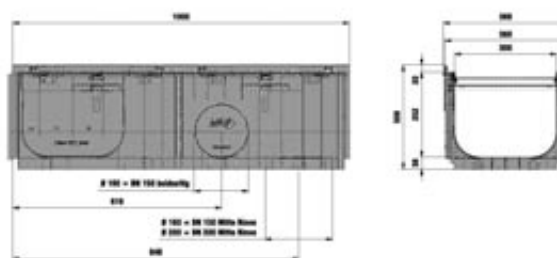
End cap for type 010, galvanised

	Length mm	Width mm	Height mm	Weight kg	Article No.
Trash box with galvanised bucket	500	260	570	75,5	12052
End cap for type 010, galvanised	-	260	320	0,3	41382
End cap for type 010, galvanised, with horizontal UPVC outlet DN 100	-	260	320	0,6	41387
End cap for type 010, stainless steel	-	260	320	0,3	41782
End cap for type 010, stainless steel, with horizontal UPVC outlet DN 100	-	260	320	0,6	41787

RECYFIX® SUPER KS 300

RECYFIX® SUPER KS 300 - Combi article, class E 600

Type 01 with ductile iron grating




	Length mm	Width mm	Height mm	Drainage cross- sect. cm ²	Intake cross- sect. cm ² /m	Weight kg	Article No.
Type 01 with ductile iron grating	1000	360	308	-	1196	37,6	41880

RECYFIX®SUPER 300

RECYFIX®SUPER 300 - Combi article, class F 900

Type 010 with ductile iron grating



	Length mm	Width mm	Height mm	Drainage cross- sect. cm ²	Intake cross- sect. cm ² /m	Weight kg	Article No.
Type 010 with ductile iron grating	1000	416	416	863	-	58,4	40980

RECYFIX®SUPER 300 - Accessories



Trash box, two parts,
without grating



Foul air trap DN 150



End cap type 010,
galvanised

	Length mm	Width mm	Height mm	Weight kg	Article No.
Trash box, two parts, without grating	510	390	850	183,5	4050
Extension part	510	390	400	82,0	4054
End cap type 010, galvanised	-	420	420	2,8	40981
End cap type 010, galvanised, with outlet	-	420	420	3,2	40991

RECYFIX® SUPER KS / RECYFIX® SUPER, RECYFIX® PLUS X - INSTALLATION INSTRUCTIONS

Our installation instructions / examples are suggestions that are generally accepted in the trade. Any special installation details required due to local conditions need to be specified by a qualified engineer. Technical regulatory instruments and guidelines applicable in the respective state or country should be taken into account for installation. Additional requirements must be met when the products are installed at petrol stations / tank installations. For more detailed information please contact the manufacturer.

1. Please ensure that the adjoining surface finishes are laid to finish permanently 3 to 5 mm higher than the top edge of the channel.
2. Where the installed product is subject to horizontal forces, e.g. in concreted areas and reinforced concrete structures, effective expansion joints have to be provided in both directions in accordance with DIN 18318.
3. The rigidity of the side walls of the RECYFIX SUPER channel body ensures that the dynamic forces created during the correct installation of adjoining concrete, asphalt or paving areas will not cause any damage. No additional reinforcements are required.
4. When the products are installed in paved or slabcovered surfaces, the joint along the channels should be filled with a mineral or bituminous compound. Installation in areas exposed to heavy loads, from category D 400: any dynamic thrust forces acting on the paving must not impact directly on the side walls of the channels but have to be transferred to the backing structure through direct contact, e.g. by installing the first 3 rows in a modified concrete bedding.
5. Where it is possible that extreme thrust forces occur, e.g. where there are significant gradients, special additional installation details are required by the installer. For further information please contact us.
6. Any safety joints installed in accordance with EN 1433 can be filled up to the top edge of the surfacing, if required. Similarly, these instructions apply to gullies and points of entry. Where the channels are to be installed in paved areas with load classes D 400 to F 900, e.g. in air strips, logistic centres, container terminals, bus stations etc., the channel backing has

to be increased and raised to the surface in the form of an insitu concrete casing along the channel, with concrete quality at least C 30/37 X F4. The concrete casing should permanently stand up from the top edge of the channel by 3 to 5 mm. Where required, installers may opt to reinforce the concrete casing with reinforcement steel.

INSTALLATION INSTRUCTIONS FOR SEALING JOINTS IN CONNECTION WITH FASERFIX SUPER CHANNELS IN ACCORDANCE WITH DIN EN 1433

Area of application:

For permanently elastic connection points in cross joints of RECYFIX SUPER channels to meet the requirements of DIN EN 1433. For use internally and externally as well as for sealing face walls, gullies and the joints with the adjoining surface finishes along the channels.

Substrate conditions:

The surfaces to be bonded have to be sufficiently firm, dry, clean and free from oil and grease to ensure that bonding and curing is not adversely affected. Where these conditions are in question, it is possible to apply a priming coat to the contact surfaces. To bridge the gap between the channel joints before applying a permanently elastic joint filler, attach a selfadhesive masking tape or installation tape. This will prevent the joint sealer to bond with the floor of the joint. In the case of cut cross joints, insert a round closedcell PE cord between the flanks of the joint.

Installation instructions for joint sealers in cross joints:

The filling of the joints has to ensure that the joint sealer can absorb any potential movements (i.e. bonding on both flanks of the joint). Once the joint has been filled with a sealer, use a smoothing compound to level the surface of the joint. Finally, use a soap solution to smooth off the surface of the joint. Where required, a joint can be made between the end of the cross joint and the joint with the surface covering along the channel.

INSTALLATION INSTRUCTIONS FOR SEALING FACE WALLS AND TRASH BOXES:

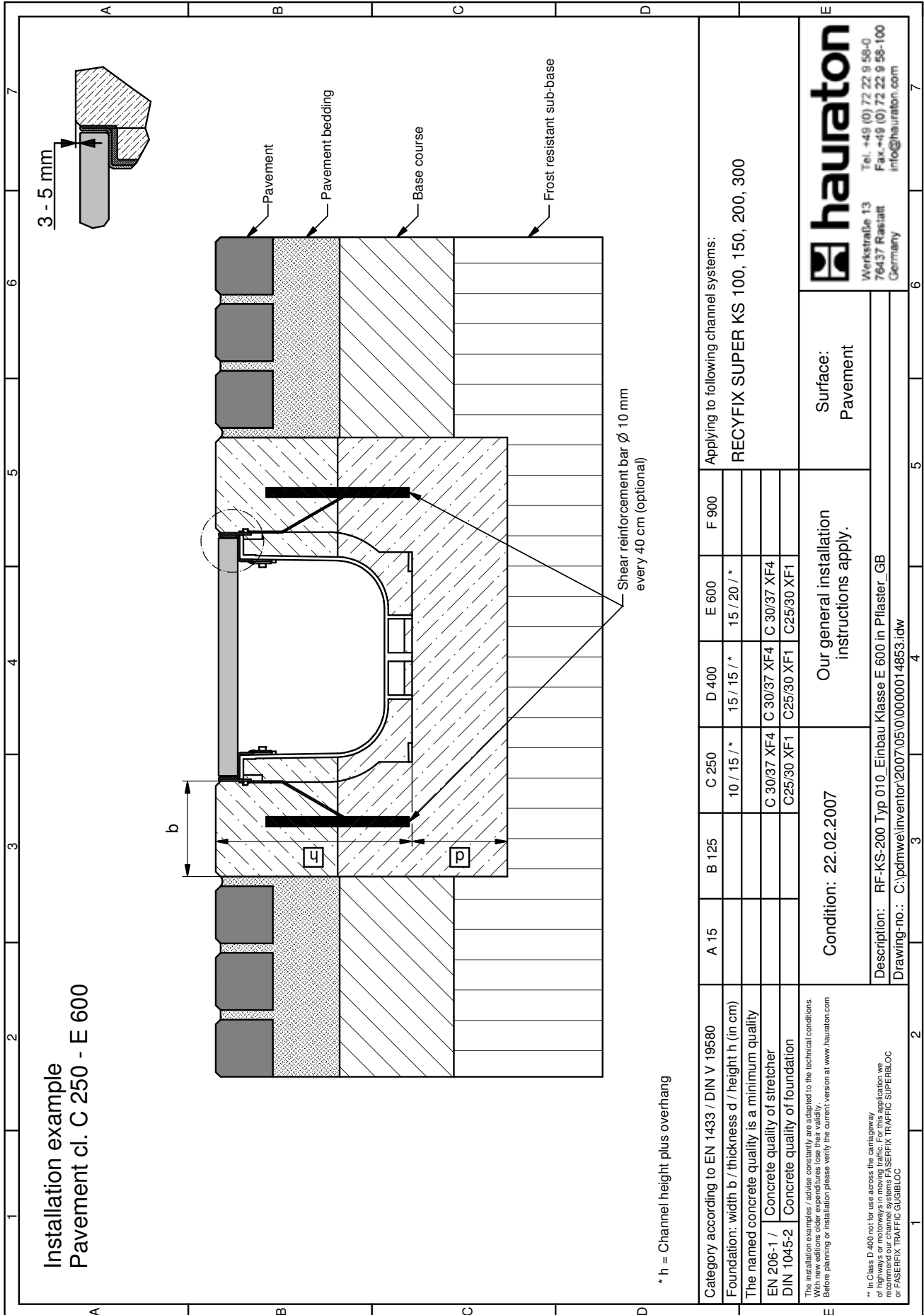
Clean the face wall surfaces and apply the permanently elastic sealing compound with a cross section of 6 x 15 mm around the periphery. Then compress the joint to a minimum thickness of 2 mm and hold in that position for 24 hours. Any sealing compound squeezing out at the edges should be smoothed off as described above.

When sealing the joints with trash boxes, proceed in a similar way with the respective contact surfaces. The components are sufficiently heavy to hold the joints in place. Surfaces regulated by the WHG (Water Resources Act) are subject to special requirements. For further information please contact us.

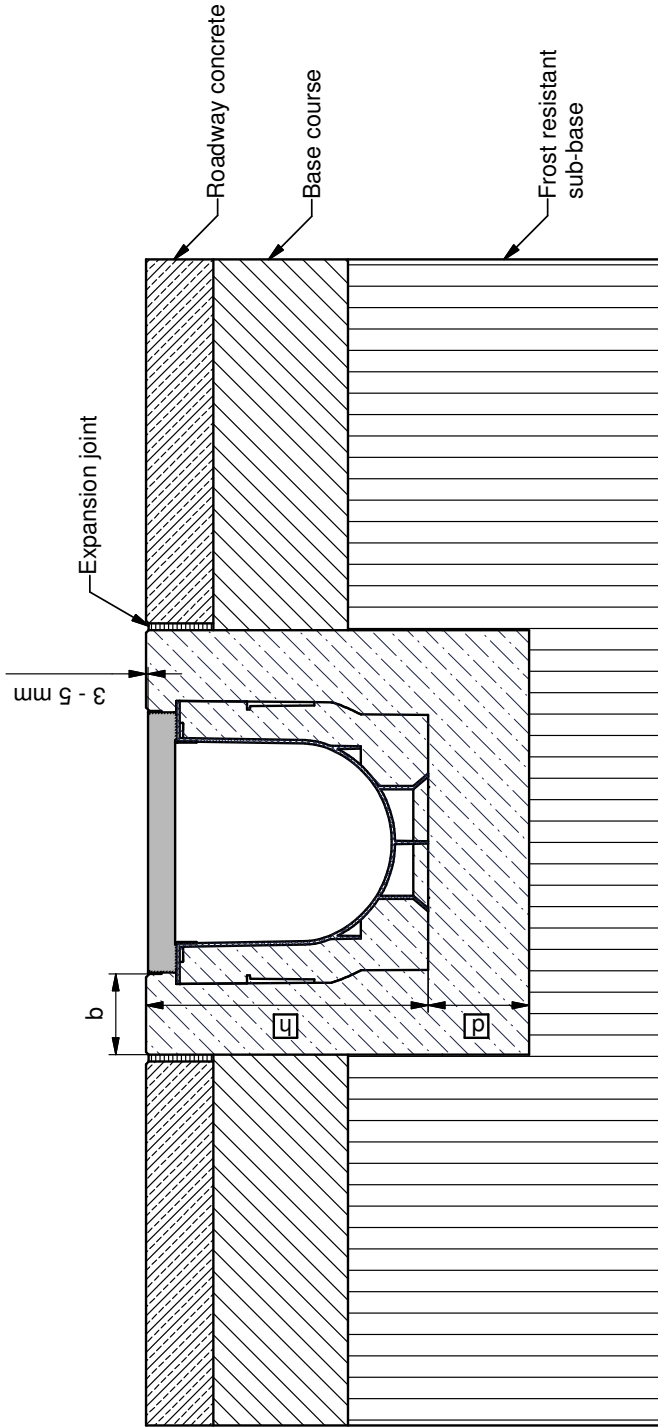
Note: The information provided here represents our best knowledge and experience to date. We reserve the right to make changes as technology advances and for the purpose of continuing product development. Users of the products are responsible for checking the functions and application options of these products by consulting with qualified engineers. The mentioning of trade names does not constitute a recommendation and does not preclude the use of other products that have been tested in the same way. For further information please refer to the respective safety data sheets or application areas, e.g. for elastic sealing compounds. Any new edition of this publication renders older editions invalid. Date: 01/07

**LOOK UP OUR CURRENT
INSTALLATION INSTRUCTIONS
ON THE INTERNET
WWW.HAURATON.COM**

RECYFIX®SUPER KS



Installation example
Concrete cl. A 15 - F 900



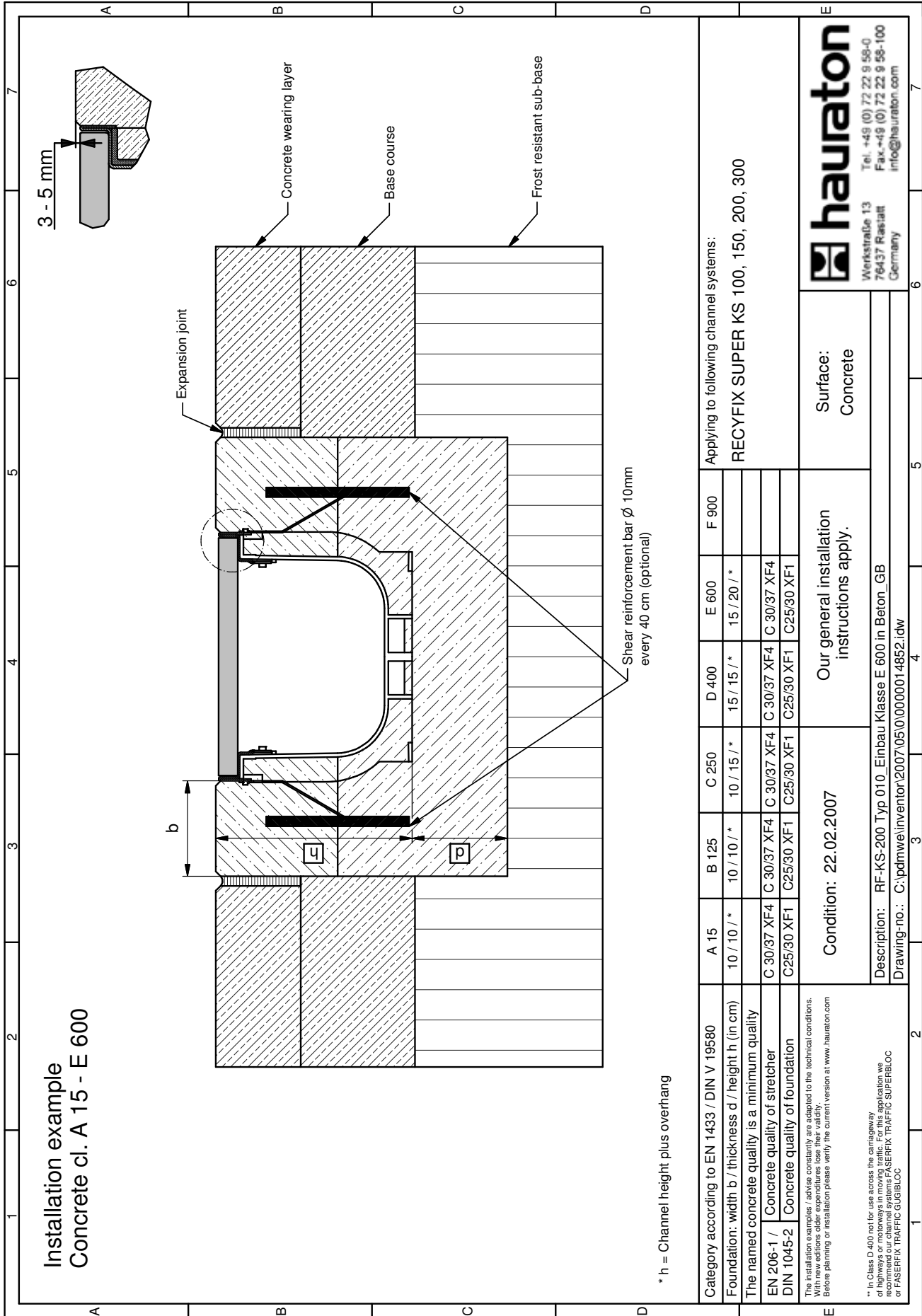
* h = channel height plus excess

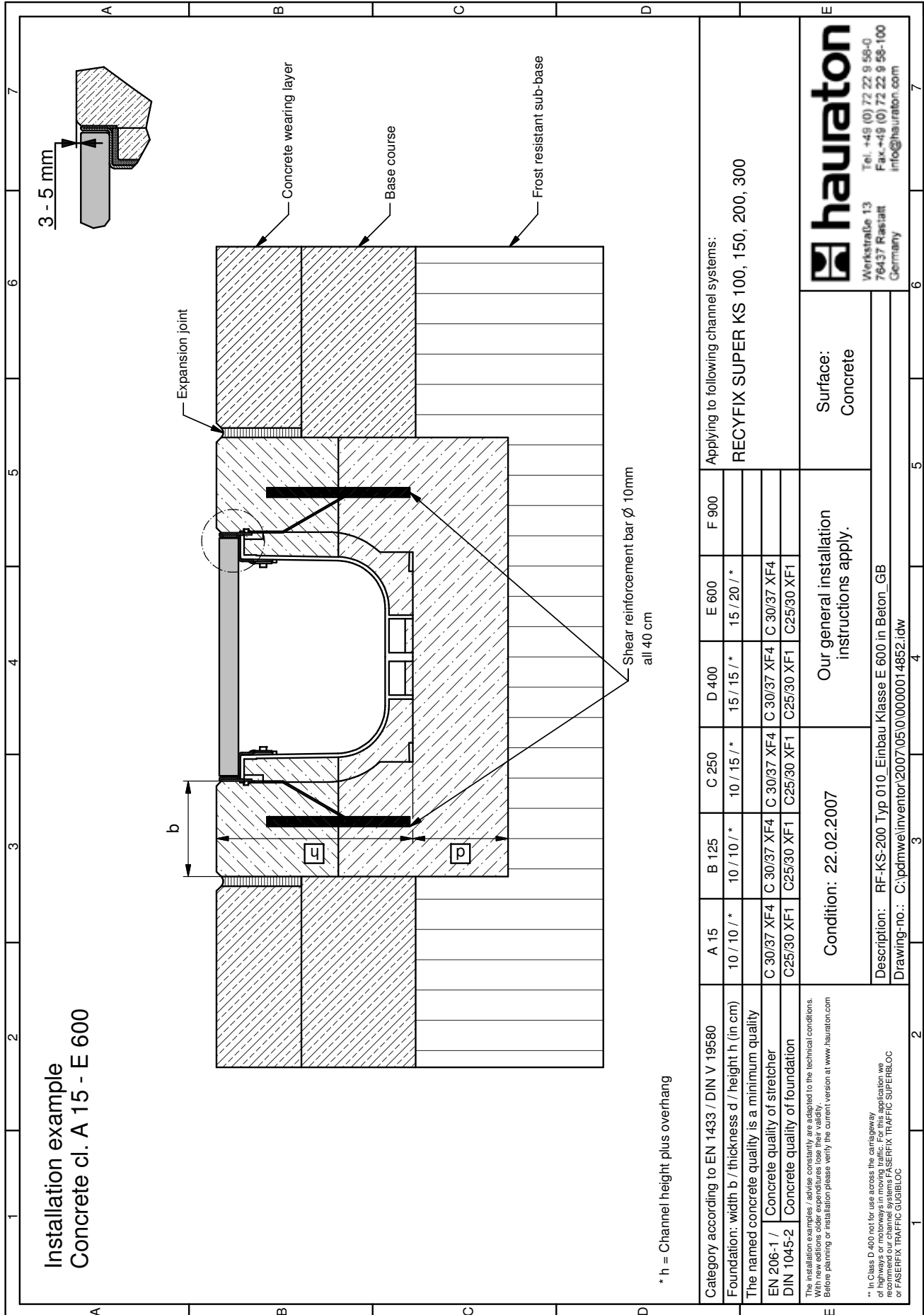
Category according to EN 1433 / DIN V 19580		A 15	B 125	C 250	D 400	E 600	F 900	Applying to following channel systems: RECYFIX SUPER 300	
Foundation: width b / thickness d / height h (in cm)		12 / 15 / *	12 / 15 / *	12 / 15 / *	12 / 15 / *	15 / 20 / *	15 / 20 / *		
The named concrete quality is a minimum quality									
EN 206-1 /	Concrete quality of stretcher	C 30/37 XF4	C 30/37 XF4	C 30/37 XF4	C 30/37 XF4	C 30/37 XF4	C 30/37 XF4		
DIN 1045-2	Concrete quality of foundation	C 20/25	C 20/25	C 20/25	C 20/25	C 20/25	C 20/25		
<small>The installation examples / advice constantly are adapted to the technical conditions. With the planning or installation please verify the current version at www.hauraton.com</small>									
Condition: 13.05.2009		Our general installation instructions apply.						Surface: Concrete	
Description: RF-S-300 Typ 010. Einbau Klasse E 600 in Beton. GB									
EDV-Name: D:\PDMWE\CAD-Originele\Inventor\2009\05\0\00000022027.idw									



Werkstraße 13 Tel. +49 (0) 72 22 9 58-0
76437 Rastatt Fax +49 (0) 72 22 9 58-100
Germany info@hauraton.com


RECYFIX®SUPER KS





RECYFIX[®]HICAP[®]

EFFECTIVE DRAINAGE - MODULAR CONSTRUCTION.
DRAINAGE AND RETENTION SYSTEM FOR LARGER AREAS.





AT A GLANCE

- ✓ High-performance drainage system
- ✓ Suitable for heavy duty traffic areas
- ✓ Easy to handle and install
- ✓ Unique slot inlet design

RECYFIX® HICAP®

EFFECTIVE DRAINAGE - MODULAR CONSTRUCTION.
DRAINAGE AND RETENTION SYSTEM FOR LARGER AREAS.

REQUIREMENTS

When designing road layouts it is necessary to tie in the new drainage lines with the existing canal system. All surface water must be drained away quickly and the drainage system linked up to the canals at many points. A costly and time-consuming operation.

The ideal solution would be a combination of a linear drainage with a surface drainage channel in one component. This makes it possible to run the water volumes along the linear drainage to a point at the main canal. In addition, the linear drainage should provide large back-pressure capacity to comply with the usual retention requirements by local authorities. The visual appearance at the surface should be uniform and appealing.

THE ADVANTAGES

For engineers:

- large selection of nominal widths from 100 to 680 mm for effective drainage solutions
- for all loading classes and all common road surface finishes
- cost savings in the overall drainage installation costs
- less manholes and outlets
- provides a uniform visual appearance also in large projects
- well suitable for small and large areas

For building contractors:

- fast and easy to install
- components are break-proof
- no separate gratings

For customers:

- no expensive pipe installations required
- highly efficient solution
- easy to maintain
- the top inlet element matches all types of surface finishes

SOLUTION

- unique slot design made from high-quality ductile GGG-50
- complete range of models for all areas of application
 - 2 different tops for different drainage levels
 - available in lengths of 1 and 2 metres for fast and easy installation
 - 3 slot models: type 'Pedestrian' with longitudinal web, type 'Traffic' with cross web and type 'Industrial' with large intake cross-section
 - 6 different sizes
- each element with integral tongue and groove joint
- easy to install and level
- in order to avoid dirt entering the channels, the inlet slots come with a protective tape which is easy to pull off on completion
- hydraulic calculation program and individual design support



APPLICATION AREAS

- Parking areas
- Supermarkets
- Shopping centres
- Pedestrian areas
- Airports
- Industrial estates
- Cargo handling and loading yards
- Power stations
- Ports

1

■ unique design of slot inlet

2


■ concrete casing

3

■ available top heights:
200 and 300 mm

4

■ channel body made from
corrosion-resistant PE-PP



RECYFIX® HICAP®







EFFECTIVE DRAINAGE - MODULAR CONSTRUCTION.
DRAINAGE AND RETENTION SYSTEM FOR LARGER AREAS.

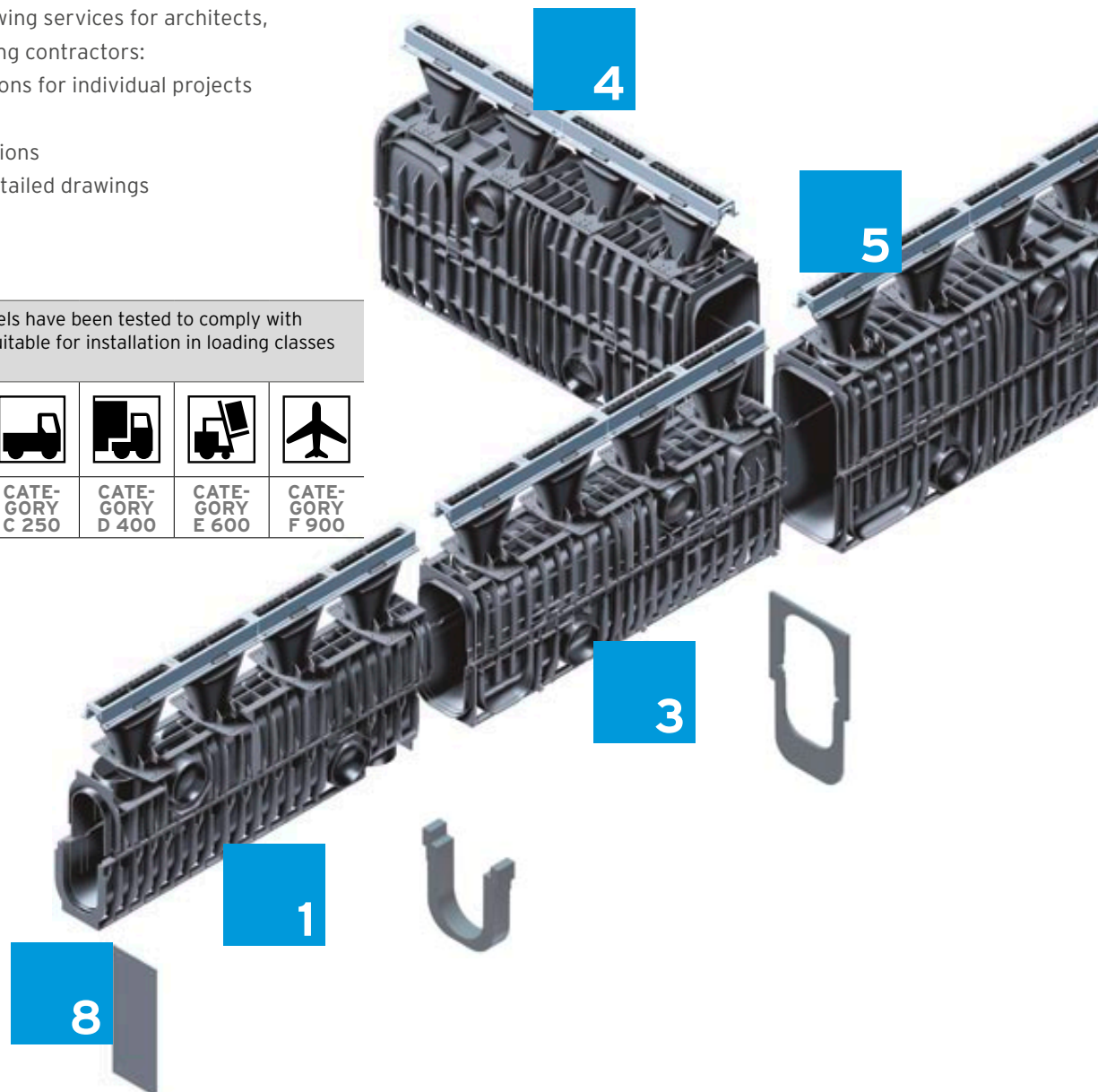
SERVICE AND SUPPORT FOR ARCHITECTS AND ENGINEERS

We provide the following services for architects, engineers and building contractors:

- tender specifications for individual projects
- individual design
- hydraulic calculations
- site layout and detailed drawings

RECYFIX HICAP channels have been tested to comply with DIN EN 1433 and are suitable for installation in loading classes A 15 to F 900


					
CATE- GORY A 15	CATE- GORY B 125	CATE- GORY C 250	CATE- GORY D 400	CATE- GORY E 600	CATE- GORY F 900




TYPES OF SLOTS

RECYFIX® HICAP®


Pedestrian




Traffic



Industrial





1

■ RECYFIX HICAP channel 100 in PE-PP with inlet adapter and integrated ductile iron grating

2

■ The connector is used to connect to the next nominal size up.

3

■ RECYFIX HICAP channel 150 in PE-PP with inlet adapter and integrated ductile iron grating

4

■ T-connector for connecting to branches

5

■ RECYFIX HICAP channel 200 in PE-PP with inlet adapter and integrated ductile iron grating

6

■ RECYFIX HICAP channel 300 in PE-PPc with inlet adapter and integrated ductile iron grating

7

■ RECYFIX HICAP channel 680 in PE-PP with inlet adapter and integrated ductile iron grating

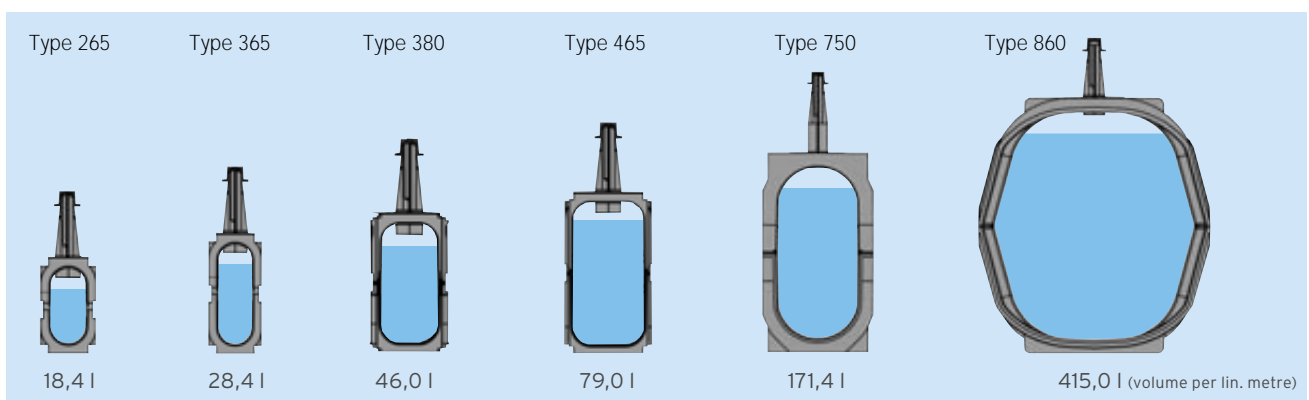
8

■ End cap 100

9

■ End cap 680 with canal connection option

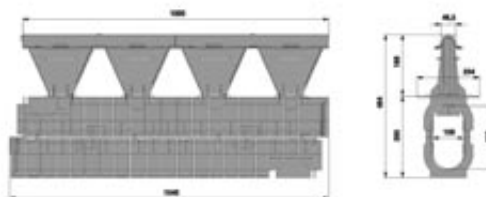
RANGE OF RECYFIX®HICAP® CHANNELS



RECYFIX® HICAP®100

RECYFIX® HICAP®

Type 265/200, Pedestrian

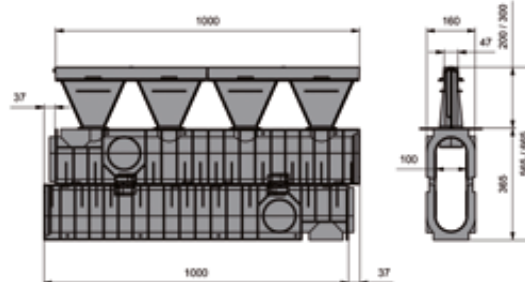


	Length mm	Width mm	Height mm	Weight kg	Article No.
Type 265/200, Pedestrian	1000	160	464	10,8	13000
Type 265/200, Traffic	1000	160	464	10,8	13025
Type 265/200, Industrial	1000	160	464	10,4	13035
Type 265/300, Pedestrian	1000	160	564	11,1	13065
Type 265/300, Traffic	1000	160	564	11,1	13075
Type 265/300, Industrial	1000	160	564	10,8	13085

Drainage cross-section type 265: 184 cm²

RECYFIX® HICAP®

Type 365/200,
Pedestrian



	Length mm	Width mm	Height mm	Weight kg	Article No.
Type 365/200, Pedestrian	1000	160	564	13,2	13010
Type 365/200, Traffic	1000	160	564	13,1	13020
Type 365/200, Industrial	1000	160	564	12,6	13030
Type 365/300, Pedestrian	1000	160	664	13,4	13060
Type 365/300, Traffic	1000	160	664	13,3	13070
Type 365/300, Industrial	1000	160	664	12,8	13080

Drainage cross-section type 365: 284 cm²

RECYFIX®HICAP®100

RECYFIX®HICAP®



End cap 100, type 365

	Length mm	Width mm	Height mm	Weight kg	Article No.
End cap 100, type 365	-	160	365	1,8	13012
End cap 100 with outlet, type 365	-	160	365	2,0	13015
End cap type 265	-	140	250	1,2	13013
End cap with outlet, type 265	-	140	250	1,2	13018

RECYFIX®HICAP®



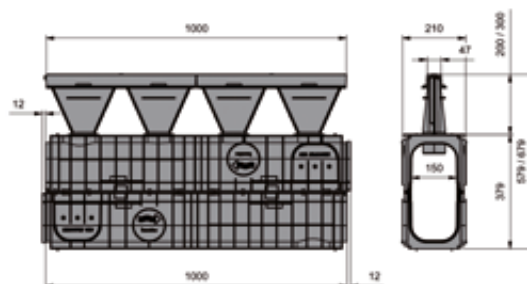
Connecting plate 100 - 150,
type 365

	Length mm	Width mm	Height mm	Weight kg	Article No.
Connecting plate 100 - 150, type 365	-	-	-	2,0	13017
Connecting plate 100 - 150, type 265	-	180	245	1,0	13019

RECYFIX®HICAP®150

RECYFIX®HICAP®

Type 380/200,
Pedestrian



	Length mm	Width mm	Height mm	Weight kg	Article No.
Type 380/200, Pedestrian	1000	210	578	12,5	13210
Type 380/200, Traffic	1000	210	578	12,4	13220
Type 380/200, Industrial	1000	210	578	11,9	13230
Type 380/300, Pedestrian	1000	210	678	12,7	13260
Type 380/300, Traffic	1000	210	678	12,6	13270
Type 380/300, Industrial	1000	210	678	12,1	13280

Drainage cross-section type 380: 460 cm²

RECYFIX®HICAP®



End cap 150

	Length mm	Width mm	Height mm	Weight kg	Article No.
End cap 150	-	210	379	2,0	13212
End cap 150 with outlet	-	210	379	2,4	13215

RECYFIX®HICAP®150

RECYFIX®HICAP®



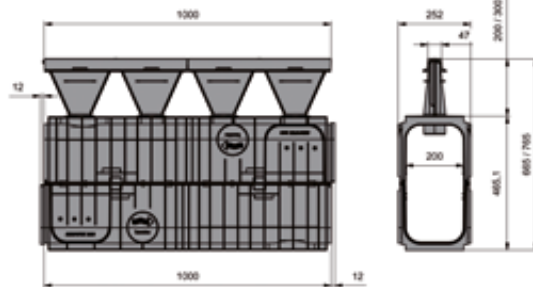
Connecting plate 150 - 200

	Length mm	Width mm	Height mm	Weight kg	Article No.
Connecting plate 150 - 200	-	-	-	2,2	13217

RECYFIX®HICAP®200

RECYFIX®HICAP®

Type 465/200,
Pedestrian



	Length mm	Width mm	Height mm	Weight kg	Article No.
Type 465/200, Pedestrian	1000	252	664	14,0	13410
Type 465/200, Traffic	1000	252	664	13,9	13420
Type 465/200, Industrial	1000	252	664	13,4	13430
Type 465/300, Pedestrian	1000	252	764	14,2	13460
Type 465/300, Traffic	1000	252	764	14,1	13470
Type 465/300, Industrial	1000	252	764	13,6	13480

Drainage cross-section type 465: 790 cm²

RECYFIX®HICAP®



End cap 200

	Length mm	Width mm	Height mm	Weight kg	Article No.
End cap 200	-	252	465	2,0	13412
End capp 200 with outlet	-	252	465	2,1	13415

RECYFIX[®]HICAP[®]200

RECYFIX[®]HICAP[®]



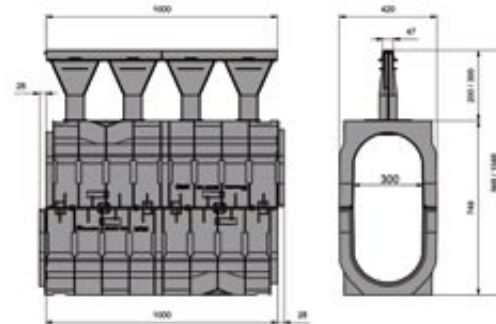
Connecting plate 200 - 300

	Length mm	Width mm	Height mm	Weight kg	Article No.
Connecting plate 200 - 300	-	-	-	2,0	13417

RECYFIX®HICAP®300

RECYFIX®HICAP®

Type 750/200,
Pedestrian



	Length mm	Width mm	Height mm	Weight kg	Article No.
Type 750/200, Pedestrian	1000	420	950	24,0	13610
Type 750/200, Traffic	1000	420	950	23,9	13620
Type 750/200, Industrial	1000	420	950	23,4	13630
Type 750/300, Pedestrian	1000	420	1050	24,2	13660
Type 750/300, Traffic	1000	420	1050	24,1	13670
Type 750/300, Industrial	1000	420	1050	26,6	13680

Drainage cross-section type 750: 1714 cm²

RECYFIX®HICAP®



End cap 300

	Length mm	Width mm	Height mm	Weight kg	Article No.
End cap 300	-	420	748	3,0	13612
End cap 300 with outlet	-	420	748	5,6	13615

RECYFIX[®]HICAP[®]300

RECYFIX[®]HICAP[®]

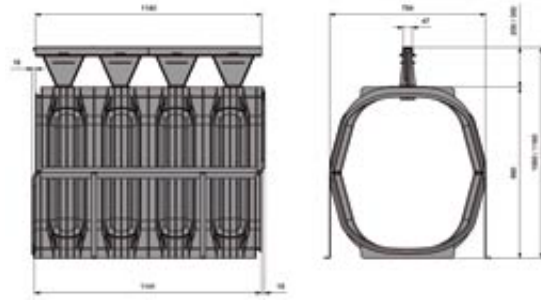


Connecting plate 300 - 680

	Length mm	Width mm	Height mm	Weight kg	Article No.
Connecting plate 300 - 680	-	-	-	6,0	13617

RECYFIX® HICAP® 680

RECYFIX® HICAP®



	Length mm	Width mm	Height mm	Weight kg	Article No.
Type 860/200, Pedestrian	1142	784	1062	30,9	13810
Type 860/200, Traffic	1142	784	1062	31,0	13820
Type 860/200, Industrial	1142	784	1062	30,4	13830
Type 860/300, Pedestrian	1142	780	1162	31,9	13860
Type 860/300, Traffic	1142	780	1162	31,2	13870
Type 860/300, Industrial	1142	780	1162	30,6	13880

Drainage cross-section type 860: 4150 cm²

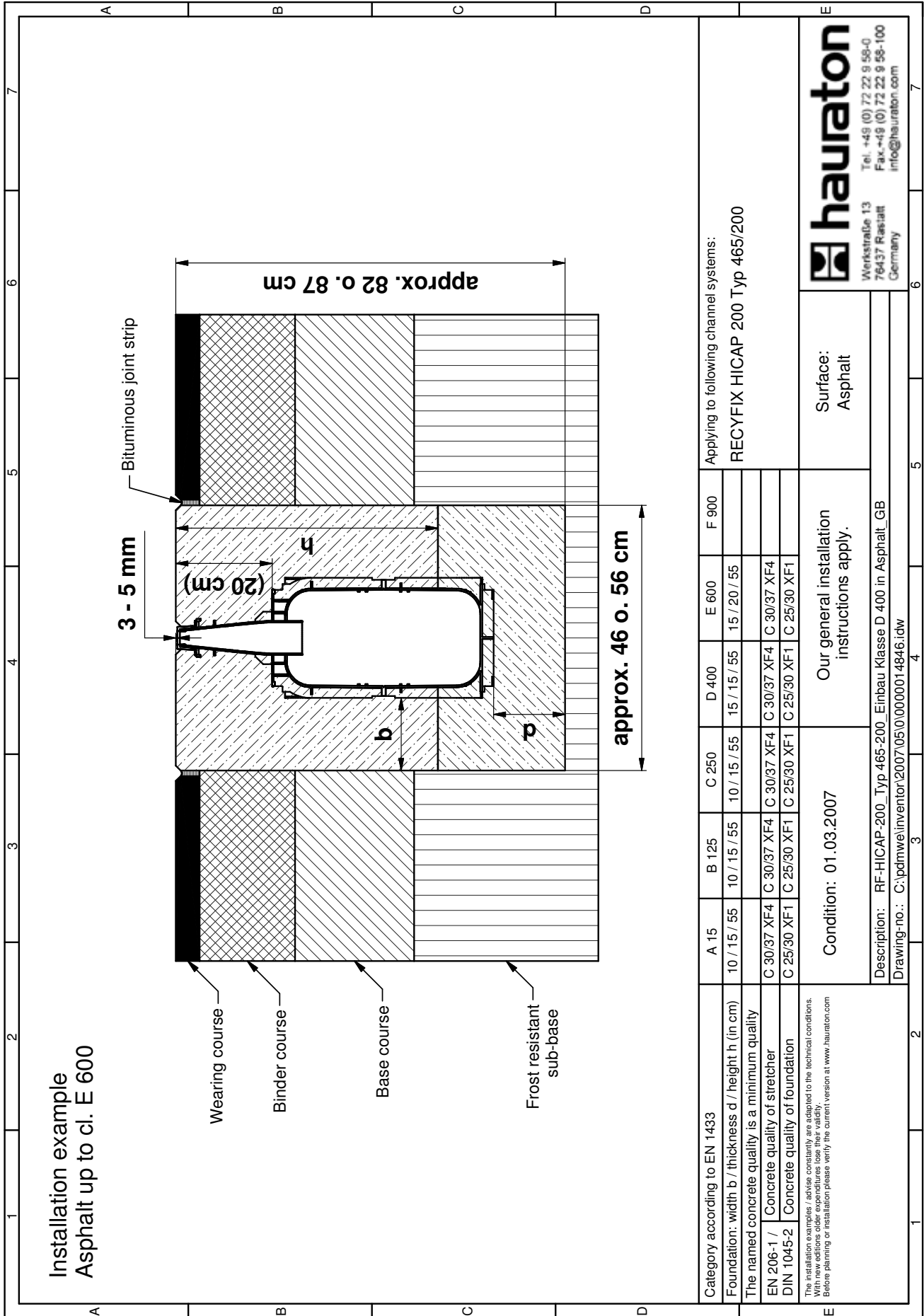
RECYFIX® HICAP®

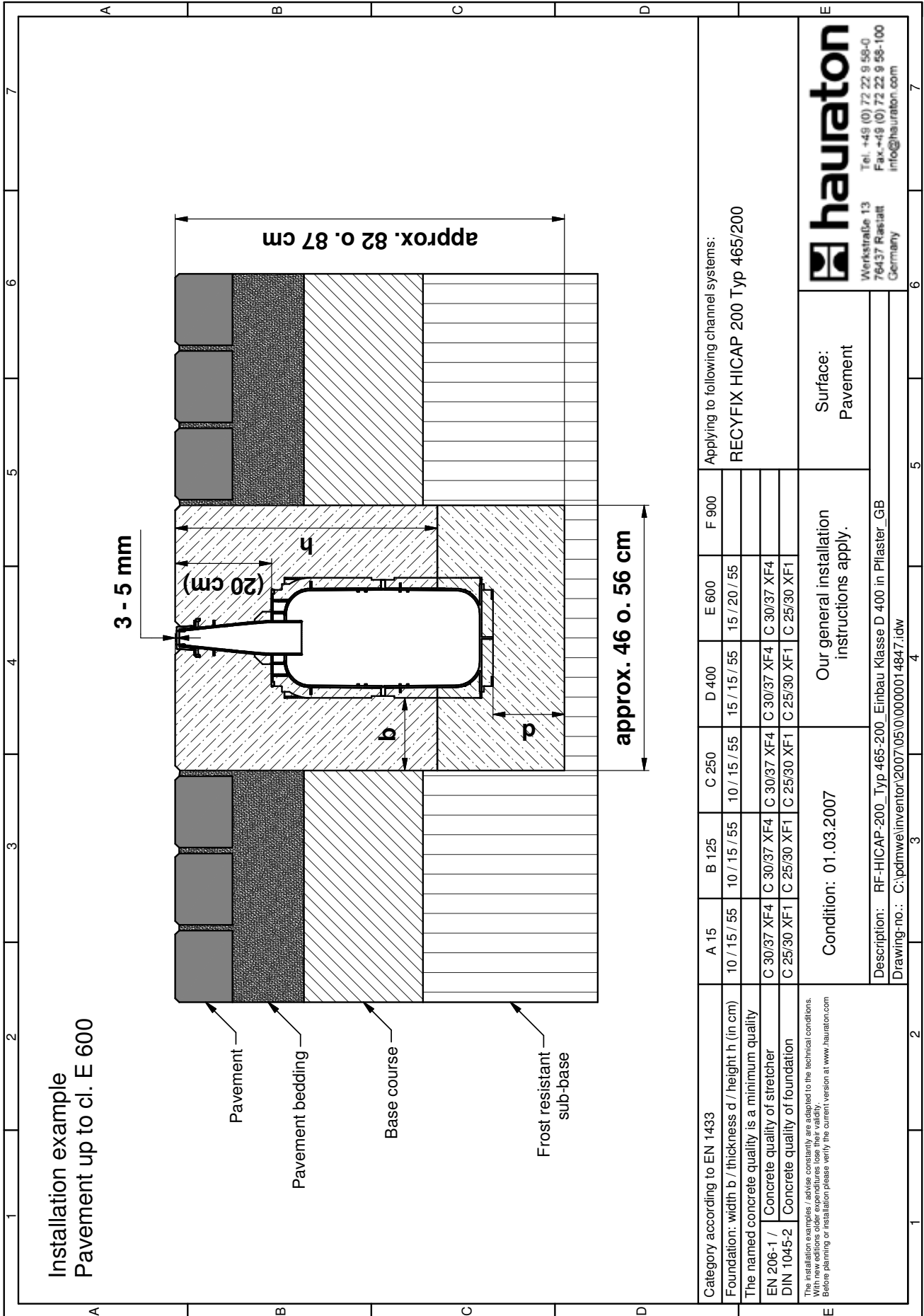


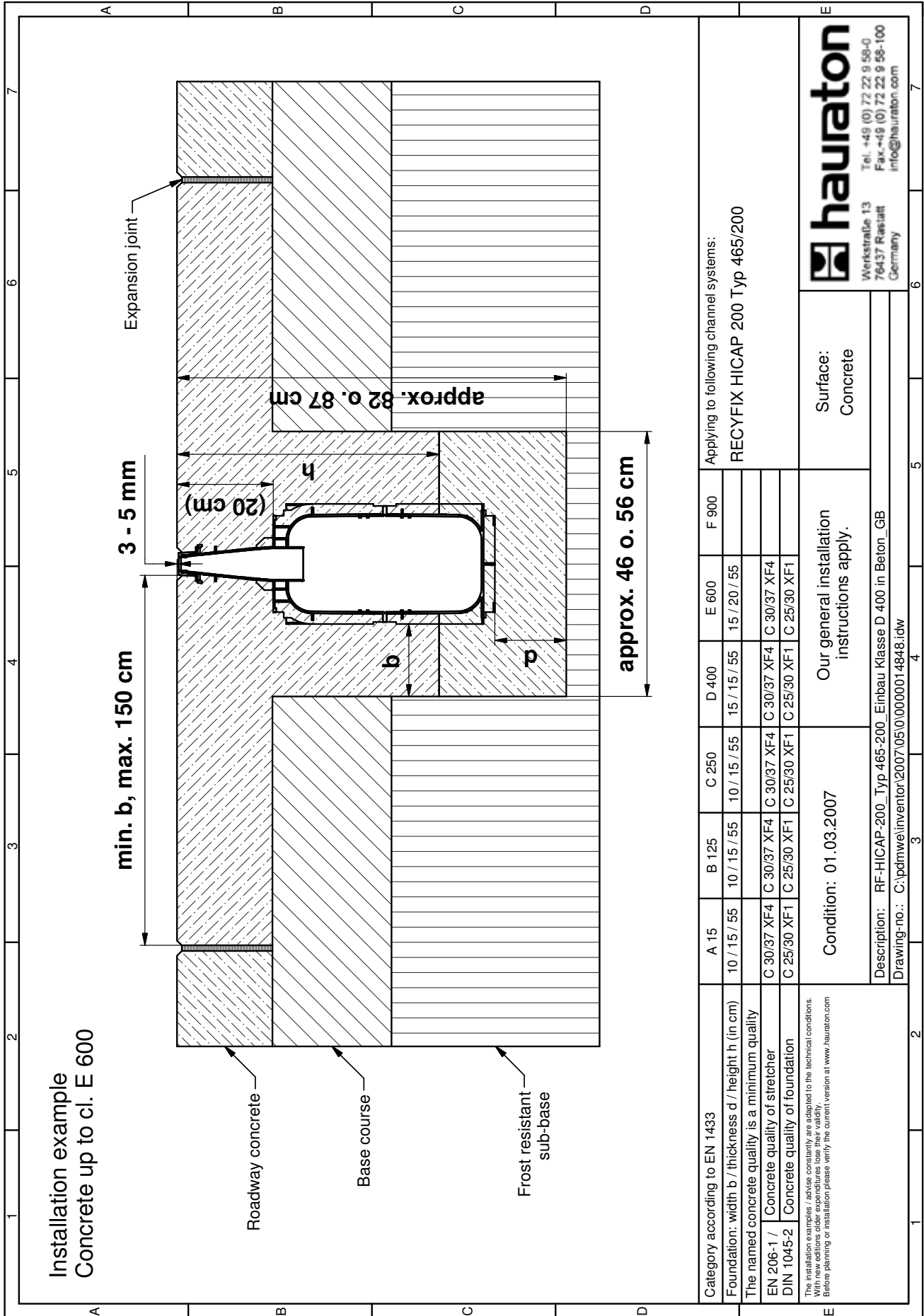
End cap 680 (2 pieces necessary)

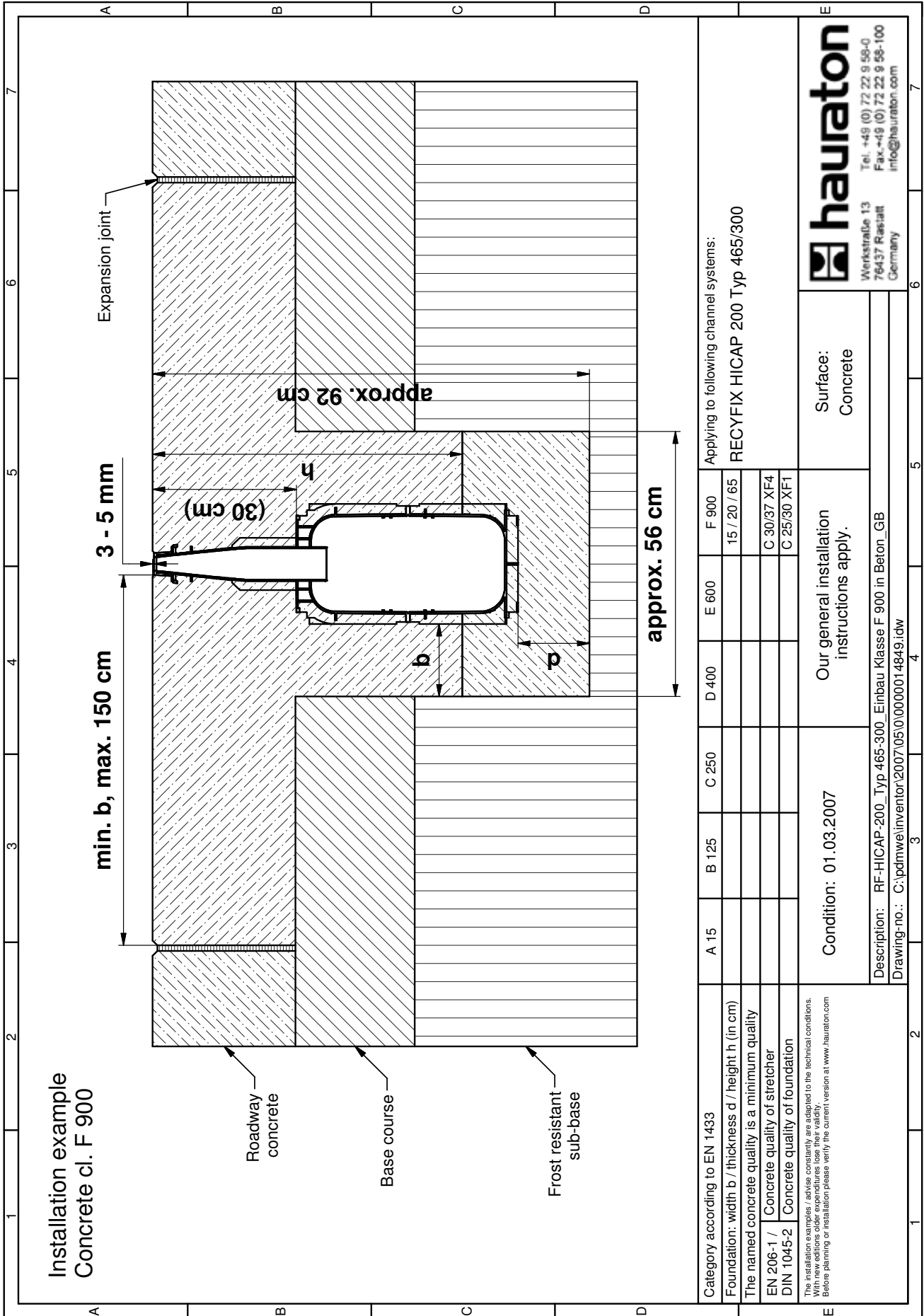
	Length mm	Width mm	Height mm	Weight kg	Article No.
End cap 680 (2 pieces necessary)	192	780	860	2,2	13815

RECYFIX®HICAP®











HYGRADE
WATER

HYGRADE WATER

PO BOX 3016
CARLINGFORD, NSW 2118
AUSTRALIA
WWW.HYGRADEWATER.COM.AU
INFO@HYGRADE.NET.NZ

Australian Distributor